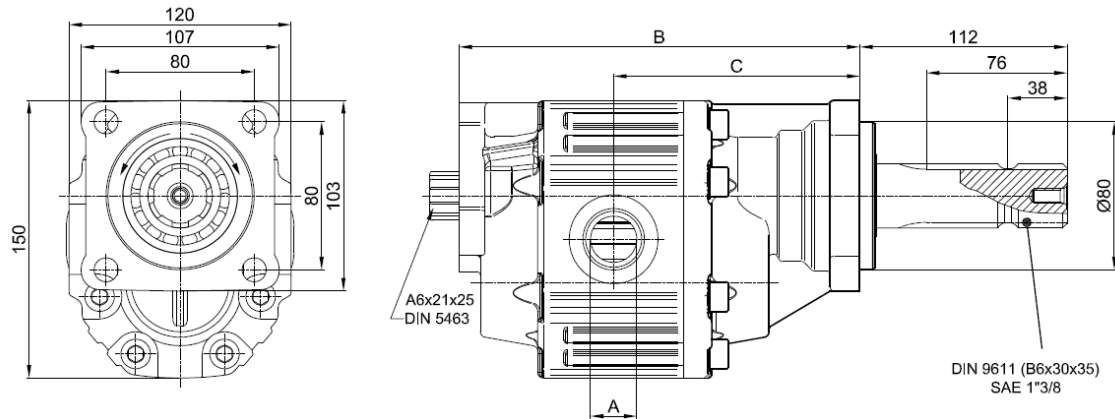




OIL-HYDRAULIC TANDEM GEAR PUMP

Ref. B34RD_DA

Main Dimensions



Right hand



Left hand

(Dimensions in mm)

Main Data

Pumps B34RD_DA	38	52	61	70	82	90	105	115	125	150
Displacement (cm ³ /rot.)	38	52	61	70	82	91	102	116	125	150
Rotation Max. (rpm)	2800	2500	2000	2000	1800	1800	1800	1800	1800	1600
Operating pressure (bar)(up to)	280	280	260	250	250	250	250	250	240	210
Peak pressure (bar)	310	310	300	290	290	290	290	290	280	250
Weight (kg)	11.3	11.8	12.8	13.3	13.8	14.3	14.8	15.8	16.3	17.2
Sense of rotation	Bi-directional									
A - Inlet (BSP) / Outlet (BSP)	3/4"	1"			1 1/4"				1 1/2"	
B	189	198	204	209	217	225	232	238	245	261
C	115	121	127	130	133	137	140	142	145	153

How to order:

Example: Pump 38cm³, operating pressure up to 280 bar; peak pressure 310 bar, ref.B34RD_DA

→ B34RD38DA

Fluids	mineral oils type ISO HM or DIN 51524-2 HLP
Operating viscosity range	10 to 100 cSt (mm ² /s) at working temperature
Max operating limits viscosity	750 cSt
Filtration	>200bar = 10µm <200bar = 25 µm
In the application of any of these pumps; the use of these data does not exempt the reading of the instruction "Gear pumps recommendations before start-up".	

ABER is constantly engaged in improving its products and, therefore, reserves itself the right to modify without any further notice the characteristics shown



ABER - Embraigens e Comandos Hidrauicos - A. B. LDA

Rua Francisco de Almeida, No 30 – Vila Nova da Telha – 4470 MAIA - Portugal

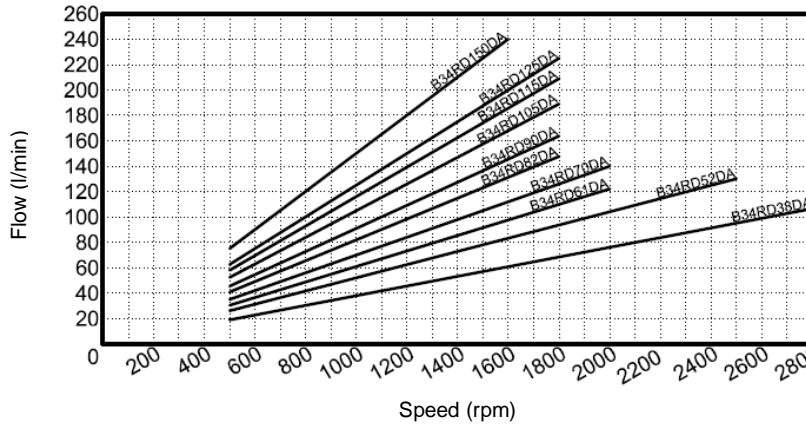
Telephone: +351.22.9438070 Fax: +351.22.9420823 e-mail: aber@aber.pt <http://www.aber.pt>



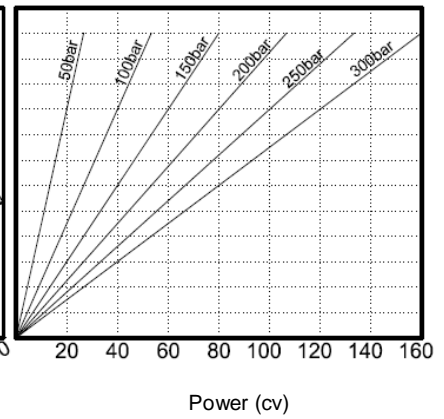
OIL-HYDRAULIC TANDEM GEAR PUMP

Ref. B34RD_DA

**Diagram
Flow - Speed**



**Diagram
Input Power - Flow - Pressure**



Hose dimensions

Inlet Hose	
Flow (l/min)	Internal pipe diameter (inch)
30-40	1"1/4
50-60	1"1/2
70-90	1"3/4
100-120	2"
130-150	2"1/4
160-190	2"1/2
200-230	2"3/4
240-270	3"

Outlet Hose					
Flow (l/min)	Internal pipe diameter (inch)				
	30	1/2"	1/2"	1/2"	1/2"
40	5/8"	1/2"	1/2"	1/2"	
50	5/8"	5/8"	5/8"	1/2"	
60	3/4"	5/8"	5/8"	5/8"	
70	1"	3/4"	3/4"	5/8"	
80	1"	3/4"	3/4"	3/4"	
90	1"	1"	1"	3/4"	
100	1"	1"	1"	1"	
110	1"	1"	1"	1"	
120	1"	1"	1"	1"	
130	1"	1"	1"	1"	
140	1"1/4	1"	1"	1"	
150	1"1/4	1"	1"	1"	
160	1"1/4	1"1/4	1"	1"	
170	1"1/4	1"1/4	1"	1"	
180	1"1/4	1"1/4	1"1/4	1"	
190	1"1/4	1"1/4	1"1/4	1"	
200	1"1/2	1"1/4	1"1/4	1"1/4	
210	1"1/2	1"1/4	1"1/4	1"1/4	
220	1"1/2	1"1/4	1"1/4	1"1/4	
230	1"1/2	1"1/2	1"1/4	1"1/4	
240	1"1/2	1"1/2	1"1/4	1"1/4	
		50-100	100-150	150-200	200-300
P (bar)					

Important notes:

- Other axis available, please consult "Axel options".
- Aber recommends that the 1st pump has more displacement than the 2nd pump.

ABER is constantly engaged in improving its products and, therefore, reserves itself the right to modify without any further notice the characteristics shown



ABER - Embraiaçens e Comandos Hidráulicos - A. B. LDA

Rua Francisco de Almeida, Nº 30 – Vila Nova da Telha – 4470 MAIA - Portugal

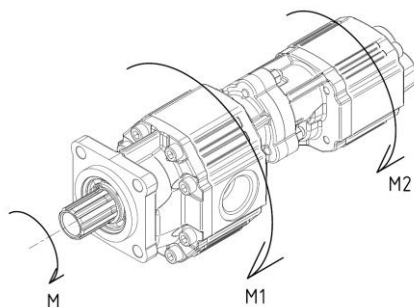
Telephone: +351.22.9438070 Fax: +351.22.9420823 e-mail: aber@aber.pt <http://www.aber.pt>



OIL-HYDRAULIC TANDEM GEAR PUMP

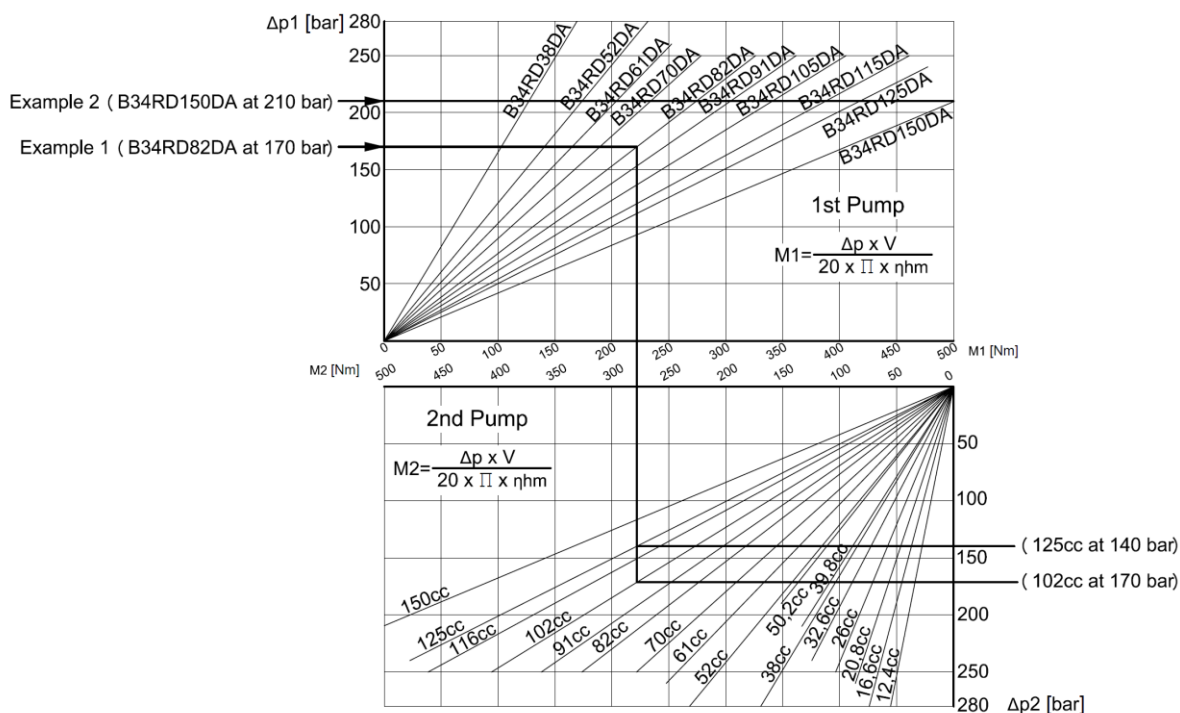
Ref. B34RD_DA

How to select 1st and 2nd pump:



$$M_{\text{máx}} = 500\text{Nm} = M_1 + M_2$$

Diagram
Pressure – Drive Torque



Example 1:

- 1st pump (B34RD82DA) working at 170 bar, the 2nd pump can be all the combinations on the right side of the vertical line. For example: 125cc at 140 bar, 102cc at 170 bar, etc.

If the vertical line does not intersect the displacement line of the 2nd pump, it means that the maximum operating pressure of the 2nd pump is defined by the maximum operating pressure shown in the respective technical sheet. For example: 12.4cc at 280 bar, 61cc at 260 bar, etc.

Example 2:

- 1st pump (B34RD150DA) working at 210 bar, the operating pressure in the 2nd pump must be null. In this case the pumps can't operate with pressure at the same time. This means, the 2nd pump can have 150cc working at 210 bar when the pressure in the 1st pump is null.

ABER is constantly engaged in improving its products and, therefore, reserves itself the right to modify without any further notice the characteristics shown



ABER - Embraiaçens e Comandos Hidráulicos - A. B. LDA

Rua Francisco de Almeida, Nº 30 – Vila Nova da Telha – 4470 MAIA - Portugal

Telephone: +351.22.9438070 Fax: +351.22.9420823 e-mail: aber@aber.pt <http://www.aber.pt>