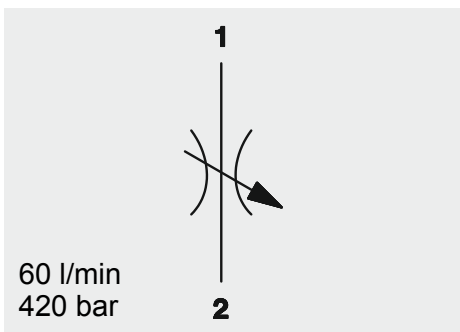


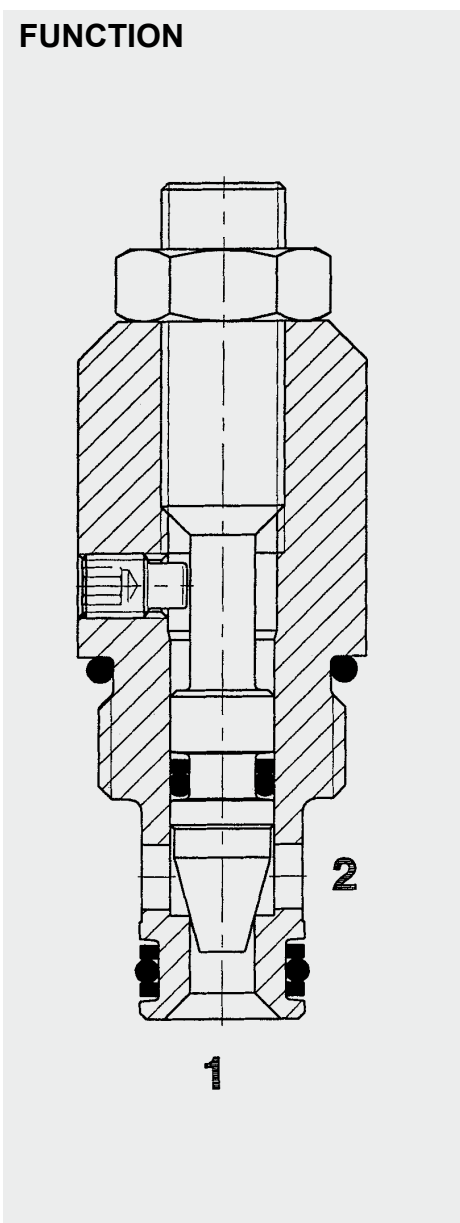
Needle Valve SAE-8 Cartridge - 420 bar

UNF

SD08-01



FUNCTION



The SD08 is a flow restrictor valve which controls the flow rate by means of an adjustable cross section. The flow rate is therefore dependent on the pressure differential and viscosity. Starting with the throttle spindle in the fully closed position, the flow rate increases in accordance with the appropriate curve as the control knob is turned. The flow is controlled in both directions.

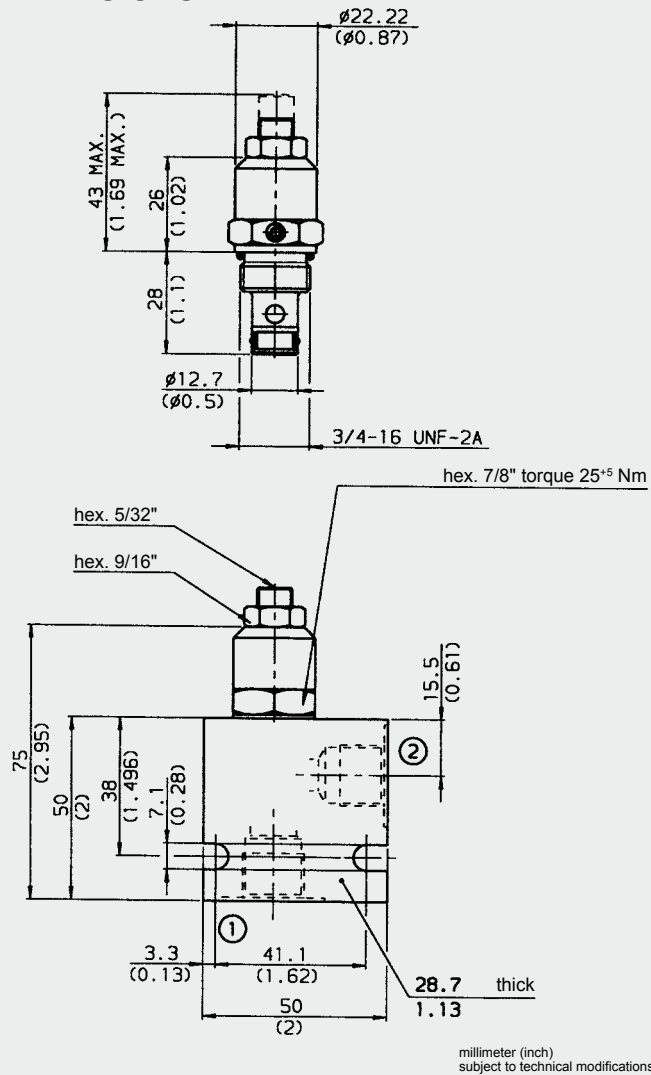
FEATURES

- External surfaces zinc-plated and corrosion proof
- Complete shut-off function
- Adjustable throughout flow range
- Hardened and ground internal valve components to ensure minimal wear and extended service life

SPECIFICATIONS

Operating pressure:	max. 420 bar
Nominal flow:	max. 60 l/min
Media operating temperature range:	min. -30 °C to max. +100 °C
Ambient temperature range:	min. -30 °C to max. +100 °C
Operating fluid:	Hydraulic oil to DIN 51524 Part 1 and 2
Viscosity range:	min. 7.4 mm ² /s to max. 420 mm ² /s
Filtration:	Class 21/19/16 to ISO 4406 or cleaner
MTTF _d :	150 years (see "Conditions and instructions for valves" in brochure 5.300)
Installation:	No orientation restrictions
Materials:	Valve body: free-cutting steel Control spindle: hardened and ground steel Seals: NBR (standard) FKM (optional, media temperature range -20 °C to +120 °C)
Cavity:	FC08-2
Weight:	0.11 kg

DIMENSIONS



MODEL CODE

SD08-01 C - N - V

Basic model _____
Needle valve UNF

Body and parts* _____
C = cartridge only
SB3 = G3/8 ports, steel body
AB3 = G3/8 ports, aluminium body

Seals _____
N = NBR
V = FKM

Type of adjustment _____
V = Allen head (hex. 5/32")
H = knob adjustment
Other adjustment types on request

Standard models

Model code	Part No.
SD08-01-C-N-V	3009792
SD08-01-C-V-H	3033838

*Standard in-line bodies

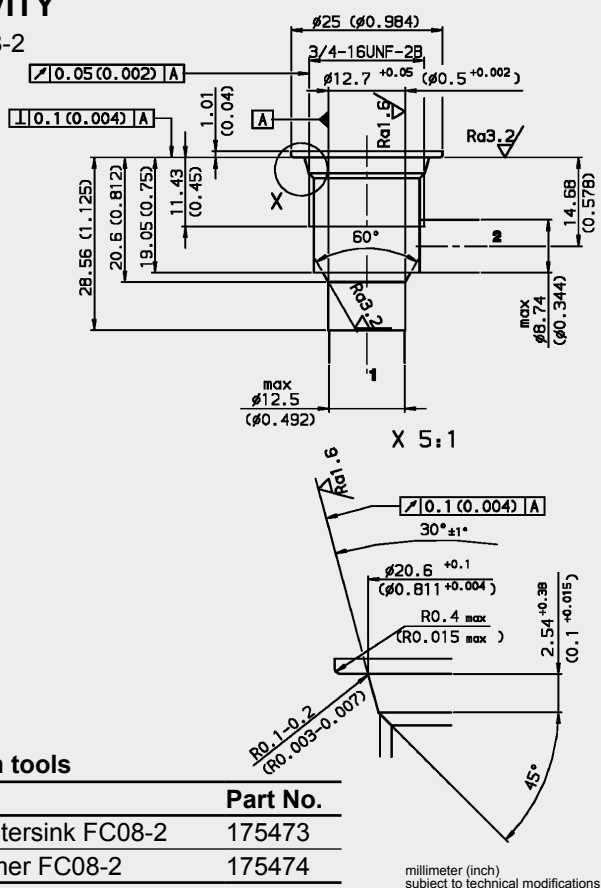
Model code	Part No.	Material	Ports	Pressure
FH082-SB3	560919	Steel, zinc-plated	G3/8	420 bar
FH082-AB3	3011423	Aluminium, clear anodized	G3/8	210 bar

Seal kits

Code	Material	Part No.
FS102-N SEAL KIT	NBR	3033872
FS102-V SEAL KIT	FKM	3051757

CAVITY

FC08-2

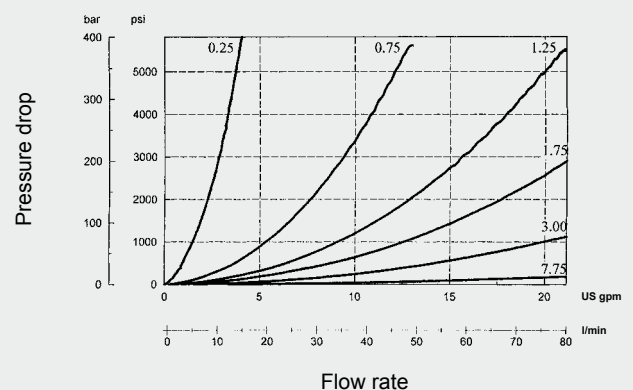


Form tools

Tool	Part No.
Countersink FC08-2	175473
Reamer FC08-2	175474

PERFORMANCE

Measured at $v = 34 \text{ mm}^2/\text{s}$, $T_{\text{oil}} = 46 \text{ }^\circ\text{C}$



NOTE

The information in this brochure relates to the operating conditions and applications described. For applications or operating conditions not described, please contact the relevant technical department.
Subject to technical modifications.

HYDAC Fluidtechnik GmbH
Justus-von-Liebig-Str.
D-66280 Sulzbach/Saar
Tel: 0 68 97 /509-01
Fax: 0 68 97 /509-598
E-Mail: flutec@hydac.com