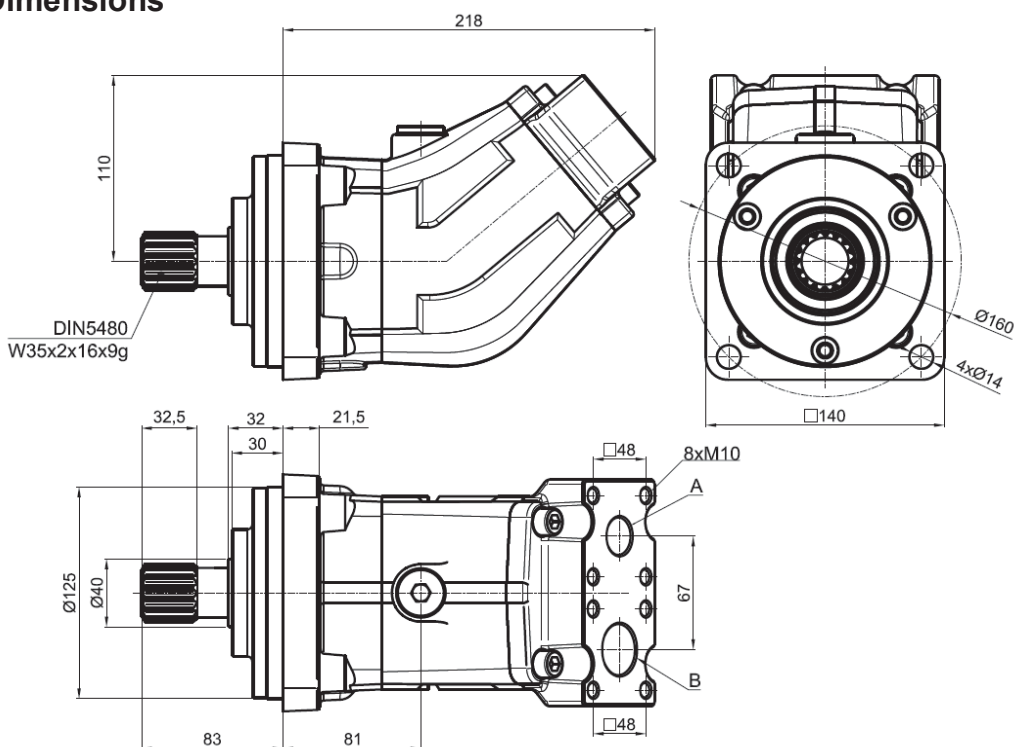




OIL-HYDRAULIC BENT PUMP AXIAL PISTONS

Ref. BI M IA1

Main Dimensions



(Dimensions in mm)

Main Data

Pumps BI	50M5IA1	60M7IA1	80M7IA1
Displacement (cm ³ /rot.)	50	60	81
Operating pressure (bar) (up to)	350	350	300
Peak pressure (bar)	400	400	350
Operating rotation ¹ (rpm)	2300	2000	1500
Max. rotation without load ¹ (rpm)	3000	2600	2000
Weight (approx.) (kg)	12	12	12
Pistons quantity	5	7	
A-Oil outlet (mm)	Ø22	Ø22	Ø22
B-Oil inlet (mm)	Ø30	Ø30	Ø30
C	Drain Hole		

How to order:

Example: Pump 60cm³/rot, operating pressure up to 350 bar; peak pressure 400 bar, ref. BI M IA1 → BI60M7IA1

Fluids	mineral oils type ISO HM or DIN 51524-2 HLP
Recommended viscosity range	20 to 40 cSt (mm ² /s) at working temperature
Limits viscosity range	10 to 750 cSt (mm ² /s)
Start-up viscosity range, without load	750 to 1500 cSt (mm ² /s)
Filtration	10µm ISO4406 18/13
Inlet pressure range	0,8 to 2 bar abs

In the application of any of these pumps; the use of these data does not exempt the reading of the instruction "BI pumps recommendations before start-up"

¹ These values are valid at an absolute pressure of 1 bar in suction port when operating with a mineral oil at a viscosity of 30 mm²/s (cSt).

ABER is constantly engaged in improving its products and, therefore, reserves itself the right to modify without any further notice the characteristics shown



ABER - Embraiagens e Comandos Hidráulicos - A. B. LDA

Rua Francisco de Almeida, N° 30 – Vila Nova da Telha – 4470 MAIA - Portugal

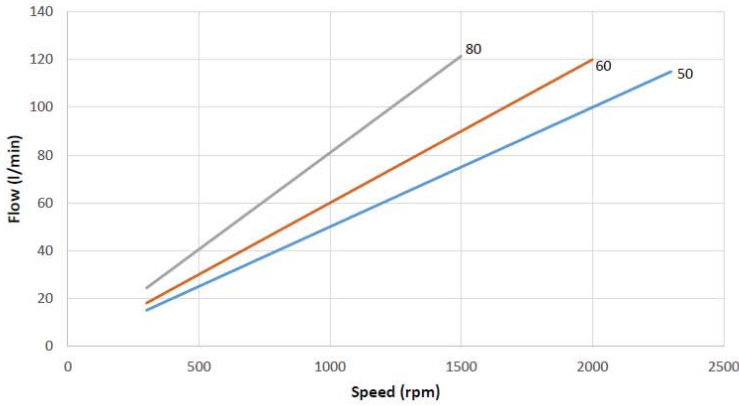
Telephone: +351.22.9438070 Fax: +351.22.9420823 e-mail: aber@aber.pt <http://www.aber.pt>



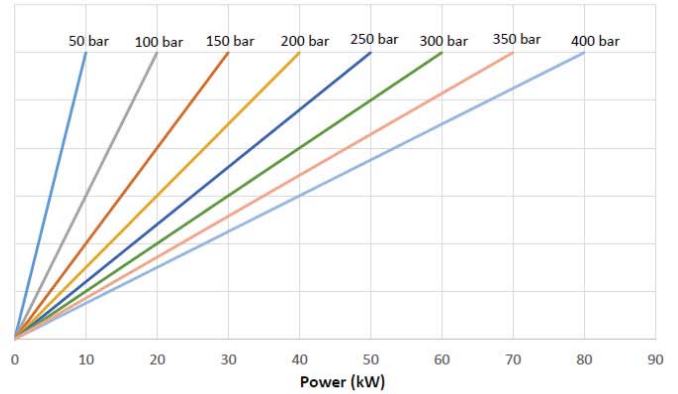
OIL-HYDRAULIC BENT PUMP AXIAL PISTONS

Ref. BI M IA1

**Diagram
Flow - Speed**



**Diagram
Input Power - Flow - Pressure**



Hose dimensions

Inlet Hose	
Flow (l/min)	Internal pipe diameter (inch)
30-40	1"1/4
50-60	1"1/2
70-90	1"3/4
100-120	2"
130-150	2"1/4

Outlet Hose					
Flow (l/min)	Internal pipe diameter (inch)				
	30	1/2"	1/2"	1/2"	1/2"
40	5/8"	1/2"	1/2"	1/2"	1/2"
50	5/8"	5/8"	5/8"	1/2"	1/2"
60	3/4"	5/8"	5/8"	5/8"	5/8"
70	1"	3/4"	3/4"	5/8"	5/8"
80	1"	3/4"	3/4"	3/4"	3/4"
90	1"	1"	1"	3/4"	3/4"
100	1"	1"	1"	1"	3/4"
110	1"	1"	1"	1"	1"
120	1"	1"	1"	1"	1"
130	1"	1"	1"	1"	1"
140	1"1/4	1"	1"	1"	1"
150	1"1/4	1"	1"	1"	1"
	50-100	100-150	150-200	200-300	300-350
	P (bar)				

Important notes:

- To install one of these pumps, please consult and respect the instruction "BI pumps recommendations before start-up";
- Other axis available, please consult "Axel options".

ABER is constantly engaged in improving its products and, therefore, reserves itself the right to modify without any further notice the characteristics shown



ABER - Embraiagens e Comandos Hidráulicos - A. B. LDA
 Rua Francisco de Almeida, N° 30 – Vila Nova da Telha – 4470 MAIA - Portugal
 Telephone: +351.22.9438070 Fax: +351.22.9420823 e-mail: aber@aber.pt <http://www.aber.pt>