

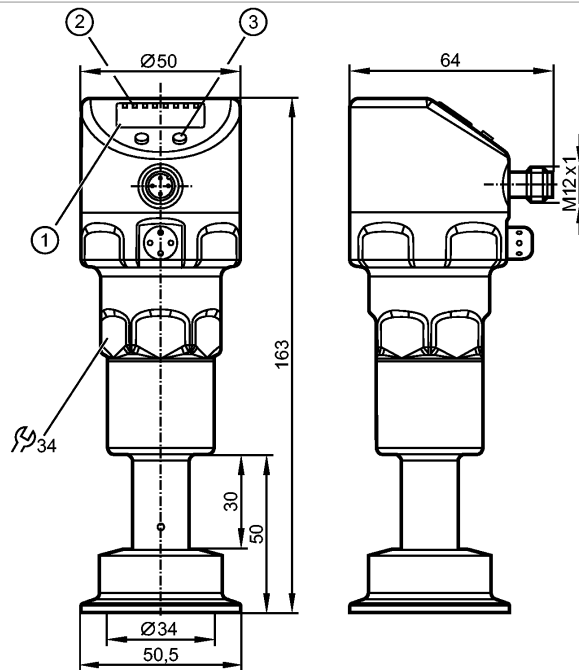


PI2204

PI-010-REZ01-MFRKG/US/ /P



Pressure sensors



- 1: 4-digit alphanumeric display
- 2: status LEDs
- 3: Programming button



EC 1935/2004 EHEDG Certified



IO-Link

Including free 6-point calibration verification certificate.

Product characteristics

Combined pressure sensor
Quick disconnect
Function programmable
Membrane diameter: 34 mm
Fill liquid for pressure transmission: Food grade oil (FDA conforming)
Process connection: Clamp DN 38 / 1½"
2-wire connection technology: analogue output
3-wire connection technology: 2 outputs OUT1 = switching output OUT2 = switching output or analogue output
4-digit alphanumeric display
Measuring range: -1.00...10.00 bar / -14.50...145.0 psi / -0.100...1.000 MPa

Application

Application	Type of pressure: relative pressure Hygienic systems, viscous media and liquids with suspended particles Liquids and gases		
Pressure rating	50 bar	725 psi	5 MPa
Bursting pressure min.	100 bar	1450 psi	10 MPa
Medium temperature [°C]	-25...200 ****) / -25...160 *****)		

Electrical data

Electrical design	2 wires DC / 3 wires DC PNP/NPN		
Operating voltage [V]	20...32 DC (2L) / 18...32 DC (3L)		



PI2204

PI-010-REZ01-MFRKG/US/ /P



Pressure sensors

Current consumption	[mA]	3.6...21 (2L) / < 45 (3L)
Insulation resistance	[MΩ]	> 100 (500 V DC)
Protection class		III
Reverse polarity protection		yes

Outputs

Output		2-wire connection technology: analogue output 3-wire connection technology: 2 outputs OUT1 = switching output OUT2 = switching output or analogue output
Output function		1 x normally open / normally closed programmable + 1 x normally open / normally closed programmable or 1 x analog (4...20 / 20...4 mA, scalable)
Current rating	[mA]	250; (3L)
Voltage drop	[V]	2; (3L)
Short-circuit protection		yes (non-latching)
Overload protection		yes
Switching frequency	[Hz]	--- (2L) / 125 (3L)
Analog output		I: 4...20 mA (Ineg: 20...4 mA)
Max. load	[Ω]	2L: 300 3L: max. (U _b - 10 V) / 20 mA

Measuring / setting range

Display unit	bar, psi, MPa, % der Spanne		
Measuring range	-1.00...10.00 bar	-14.50...145.0 psi	-0.100...1.000 MPa
Setting range			
Set point, SP	-0.98...10.00 bar	-14.2...145.0 psi	-0.098...1.000 MPa
Reset point, rP	-1.00...9.98 bar	-14.5...144.7 psi	-0.100...0.998 MPa
Analog start point, ASP	-1.00...7.50 bar	-14.5...108.7 psi	-0.100...0.750 MPa
Analog end point, AEP	1.50...10.00 bar	21.8...145.0 psi	0.150...1.000 MPa
in steps of	0.01 bar	0.1 psi	0.001 MPa
Factory setting	SP1 = 2.50 bar; rP1 = 2.30 bar SP2 = 7.50 bar; rP2 = 7.30 bar ASP = 0.00 bar; AEP = 10.00 bar		

Accuracy / deviations

Accuracy / deviations (in % of the span) Turn down 1:1	
Switch point accuracy	< ± 0.2
Characteristics deviation *)	< ± 0.2
Linearity	< ± 0.15
Hysteresis	< ± 0.15
Repeatability **)	< ± 0.1
Long-term stability ***)	< ± 0.1
Temperature coefficients (TEMPCO) in the temperature range 0...70° C (in % of the span per 10 K)	
Greatest TEMPCO of the zero point	< ± 0.2
Greatest TEMPCO of the span	< ± 0.15

Reaction times

Power-on delay time	[s]	1 (2L) / 0.5 (3L)
Min. response time switching output	[ms]	--- (2L) / 3 (3L)



PI2204

PI-010-REZ01-MFRKG/US/ /P



Pressure sensors

Damping for the switching output (dAP) [s]	0.00...30.00
Damping for the analog output (dAA) [s]	0.01...99.99
Step response time analogue output [ms]	45 (2L) / 7 (3L)
Integrated watchdog	yes

Interfaces

IO-Link Device	
Transfer type	COM2 (38.4 kBaud)
IO-Link revision	1.0
SDCI standard	IO-Link Communication Specification, Version 1.0, January 2009, Ordner No: 10.002
IO-Link Device ID	103 d / 00 00 67 h
Profiles	no profile
SIO mode	yes
Required master port class	A
Process data analogue	1
Process data binary	2
Min. process cycle time [ms]	2.3

Environment

Ambient temperature [°C]	-25...80, at max. 160 °C medium temperature (-25...60 °C at max. 200 °C medium temperature)
Storage temperature [°C]	-25...100
Protection	IP 67 / IP 68 / IP 69K

Tests / approvals

EMC	DIN EN 61000-6-2 DIN EN 61000-6-3
Shock resistance	DIN EN 60068-2-27 50 g (11 ms)
Vibration resistance	DIN EN 60068-2-6 20 g (10...2000 Hz)
MTTF [Years]	142

Mechanical data

Process connection	Clamp DN 38 / 1½"
Materials (wetted parts)	stainless steel 316L / 1.4435
Surface characteristics Ra / Rz of the wetted part(s)	< 0.38 / -
Housing materials	stainless steel 316L / 1.4404; stainless steel 316L / 1.4435; PBT; PEI; PFA
Switching cycles min.	10 million
Weight [kg]	0.923

Displays / operating elements

Display	Display unit LED green Switching status LED yellow Function display 4-digit alphanumeric display Measured values 4-digit alphanumeric display
---------	--

Electrical connection

Connection	M12 connector; gold-plated contacts
------------	-------------------------------------

Wiring

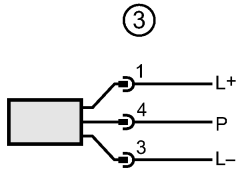
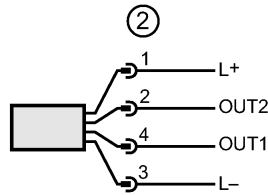
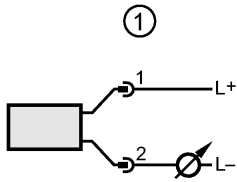


PI2204

PI-010-REZ01-MFRKG/US/ /P



Pressure sensors



- 1 connection for 2-wire operation
- 2 connection for 3-wire operation
- 3 connection for IO-Link parameter setting (P = communication via IO-Link)

Remarks

Remarks

(2L) = value for 2-wire operation
 (3L) = value for 3-wire operation
 *) linearity, incl. hysteresis and repeatability;
 (limit value setting to DIN 16086)
 **) with temperature fluctuations < 10 K
 ***) in % of the span per year
 ****) at max. 65 °C ambient temperature
 *****) at max. 80 °C ambient temperature

Pack quantity

[piece]

1