

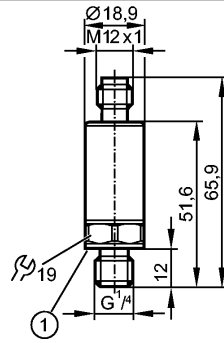


PU5460

PU-600-SEG14-B-DVG/US/ IW



Pressure sensors



1: Process connection sealing FKM / DIN 3869



Product characteristics

Electronic pressure sensor

for industrial applications

Process connection: G ¼ A (according to DIN EN ISO 1179-2)

Analog output

Measuring range: 0...600 bar

Application

Application

Type of pressure: relative pressure
Group 2 fluids according to the Pressure Equipment Directive (PED),
group 1 fluids on request

Pressure rating [bar]

1500 (static)

Bursting pressure min. [bar]

2500

Vacuum resistance [mbar]

-1000

Medium temperature [°C]

-40...90

Electrical data

Electrical design

DC

Operating voltage [V]

16...36 DC

Current consumption [mA]

< 12

Insulation resistance [MΩ]

> 100 (500 V DC)

Protection class

III

Reverse polarity protection

yes

Outputs

Output

Analog output

Output function

0...10 V analog

Short-circuit proof

yes

Overload protection

yes

Min. load resistance [Ω]

2000

Measuring / setting range

Measuring range [bar]

0...600

Accuracy / deviations

Accuracy / deviations
(in % of the span)

Characteristics deviation *)

< ± 0.5

Linearity

< ± 0.1 (BFSL) / < ± 0.2 (LS)

Hysteresis

< ± 0.2

Repeatability **)

< ± 0.05



PU5460

PU-600-SEG14-B-DVG/US/ IW



Pressure sensors

Long-term stability ^{***)}	< ± 0.1
Temperature coefficients (TEMPCO) in the temperature range -40...90° C (in % of the span per 10 K)	
Greatest TEMPCO of the zero point + span	< ± 0.1 (-25...90 °C) / < ± 0.2 (-40...-25 °C)

Reaction times

Step response time analogue output [ms]	1
---	---

Environment

Ambient temperature [°C]	-40...90
Storage temperature [°C]	-40...100
Protection	IP 67 / IP 69K

Tests / approvals

Pressure equipment directive	Module A
EMC	DIN EN 61000-6-2 DIN EN 61000-6-3
Shock resistance	DIN EN 60068-2-27 50 g (11 ms)
Vibration resistance	DIN EN 60068-2-6 20 g (10...2000 Hz)
MTTF [Years]	762

Mechanical data

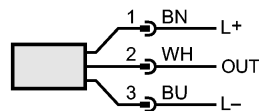
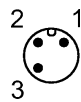
Process connection	G ¼ A (according to DIN EN ISO 1179-2)
Process connection sealing	FKM (to DIN 3869)
Materials (wetted parts)	1.4542 (17-4 PH / 630) ²
Housing materials	1.4542 (17-4 PH / 630) ² ; stainless steel (316L / 1.4404); PEI
Min. pressure cycles	60 millions in the course of the lifetime (at 1.2 times the nominal pressure)
Tightening torque [Nm]	30...50 (recommended tightening torque ¹)
Restrictor element integrated	no
Weight [kg]	0.057

Electrical connection

Connection	M12 connector
------------	---------------

Wiring

Core colors
 BN brown
 BU blue
 WH white



OUT: 0...10 V
 Colours to DIN EN 60947-5-2

Remarks

Remarks	<p>*) incl. drift when overtightened, zero point and span error, non-linearity, hysteresis **) with temperature fluctuations < 10 K ***) in% of the span / 6 months 1) Depends on lubrication, seal and pressure rating 2) Characteristics similar to stainless steel (e.g. 304/1.4301) but higher strength. BFSL = Best Fit Straight Line / LS = Limit Value Setting</p>
---------	---

Pack quantity [piece]	1
-----------------------	---



PU5460

PU-600-SEG14-B-DVG/US/ W



Pressure sensors