

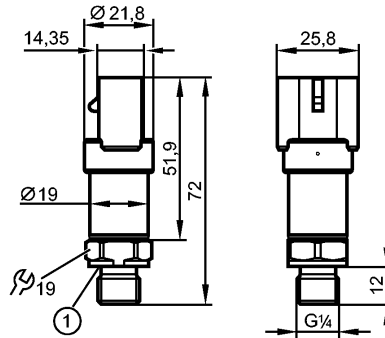


PU5604

PU-010-SEG14-B-DVG/AM



Pressure sensors



1: Process connection sealing HNBR / DIN 3869



Product characteristics

Electronic pressure sensor

for mobile applications

AMP Superseal

E1 compliant

Process connection: G 1/4 A (according to DIN EN ISO 1179-2)

Analog output

Measuring range: 0...10 bar

Application

Application

Type of pressure: relative pressure
Group 2 fluids according to the Pressure Equipment Directive (PED),
group 1 fluids on request

Pressure rating

[bar]

25 (static)

Bursting pressure min.

[bar]

300

Vacuum resistance

[mbar]

-1000

Medium temperature

[°C]

-40...125

Electrical data

Electrical design

DC

Operating voltage

[V]

16...32 DC

Current consumption

[mA]

< 12

Insulation resistance

[MΩ]

> 100 (500 V DC)

Protection class

III

Reverse polarity protection

yes

Outputs

Output

Analog output

Output function

0...10 V analog

Short-circuit proof

yes

Overload protection

yes

Min. load resistance

[Ω]

2000

Measuring / setting range

Measuring range

[bar]

0...10

Accuracy / deviations

Accuracy / deviations
(in % of the span)



PU5604

PU-010-SEG14-B-DVG/AM

Pressure sensors

Characteristics deviation *)	< ± 0.8
Linearity	< ± 0.25 (BFSL) / < ± 0.5 (LS)
Hysteresis	< ± 0.2
Repeatability **)	< ± 0.05
Long-term stability ***)	< ± 0.1
Temperature coefficients (TEMPCO) in the temperature range -40...125° C (in % of the span per 10 K)	
Greatest TEMPCO of the zero point	< ± 0.1 (0...80 °C); < ± 0.2 (-40...0 °C / 80...125 °C)
Greatest TEMPCO of the span	< ± 0.1 (0...80 °C); < ± 0.2 (-40...0 °C / 80...125 °C)

Reaction times

Step response time analogue output [ms]	2
---	---

Environment

Ambient temperature [°C]	-40...100
Storage temperature [°C]	-40...100
Protection	IP 67 / IP 69K

Tests / approvals

Pressure equipment directive	sound engineering practice
EMC	Conforms to UN ECE 10 rev. 4 ISO 11452-2 100 V/m DIN EN 61326-1
Shock resistance	DIN EN 60068-2-27 500 g (1 ms)
Vibration resistance	DIN EN 60068-2-6 20 g (10...2000 Hz)
MTTF [Years]	640

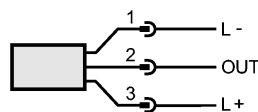
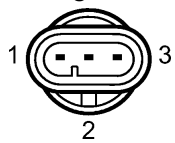
Mechanical data

Process connection	G ¼ A (according to DIN EN ISO 1179-2)
Process connection sealing	HNBR (to DIN 3869)
Materials (wetted parts)	1.4542 (17-4 PH / 630) ²
Housing materials	1.4542 (17-4 PH / 630) ² ; stainless steel (316L / 1.4404); PPS
Min. pressure cycles	60 millions in the course of the lifetime (at 1.2 times the nominal pressure)
Tightening torque [Nm]	25...35 (recommended tightening torque ¹)
Restrictor element integrated	yes
Weight [kg]	0.063

Electrical connection

Connection	AMP Superseal
Max. cable length [m]	30

Wiring



OUT: 0...10 V

Remarks

Remarks	*) incl. drift when overtightened, zero point and span error, non-linearity, hysteresis
---------	---



PU5604

PU-010-SEG14-B-DVG/AM



Pressure sensors

**) with temperature fluctuations < 10 K
***) in% of the span / 6 months
1) Depends on lubrication, seal and pressure rating
2) Characteristics similar to stainless steel (e.g. 304/1.4301) but higher strength.
BFSL = Best Fit Straight Line / LS = Limit Value Setting

Pack quantity	[piece]	1
---------------	---------	---