

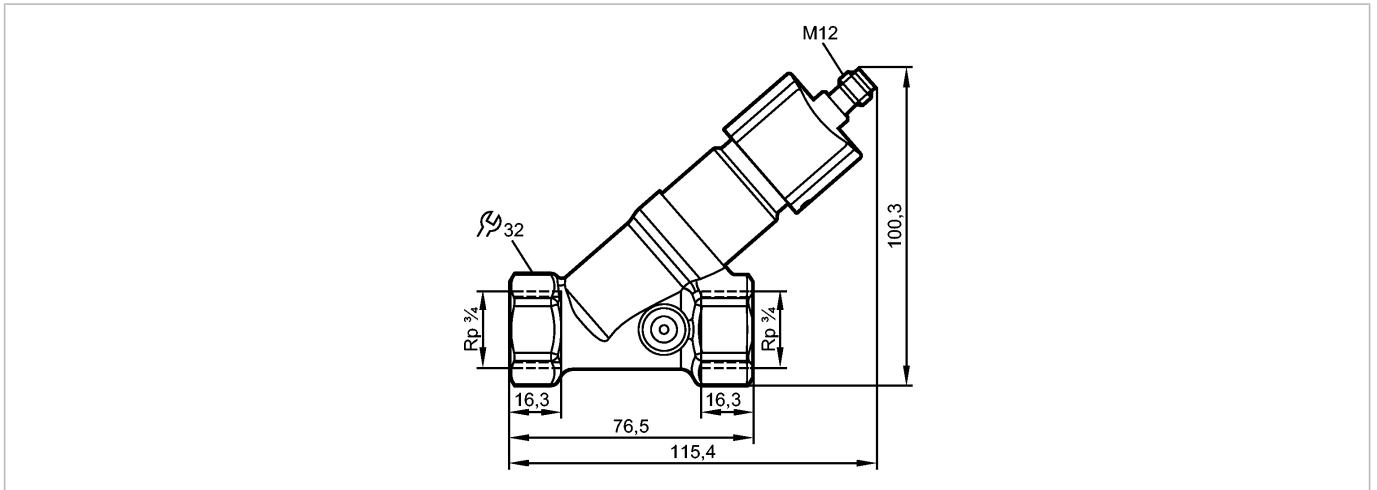


# SBY433

SBY34HF010KG/US



Flow sensors



## Product characteristics

Flow transmitter

with non-return valve

Process connection: Rp 3/4

Analog output

Measuring range: 1...25 l/min

## Application

Application liquids (water, glycol solutions, oils, coolants)

Pressure rating [bar] 40

Medium temperature [°C] -10...100

## Electrical data

Electrical design DC

Operating voltage [V] 18...32 DC; to SELV/PELV

Current consumption [mA] < 35

Protection class III

Reverse polarity protection yes

## Outputs

Output function analog

Short-circuit protection yes

Overload protection yes

Analog output 4...20 mA

Max. load [Ω] 500

## Measuring / setting range

Measuring range [l/min] 1...25

## Accuracy / deviations

Repeatability [% of the final value] 1

Accuracy [% of the final value] ± 5



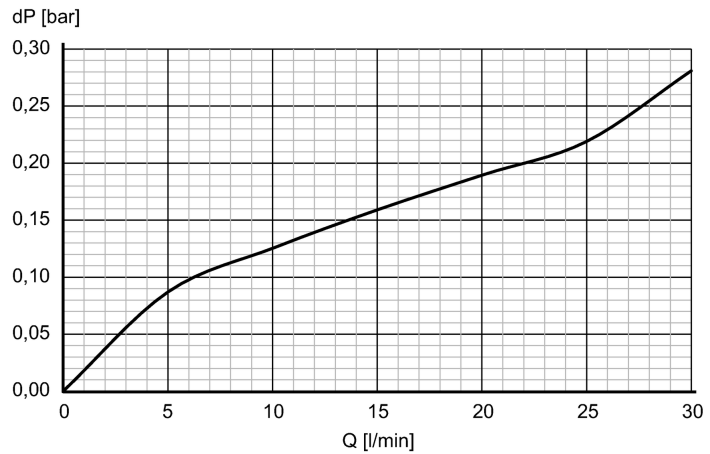
# SBY433

SBY34HF010KG/US



Flow sensors

Pressure loss (dP) / flow rate (Q)



### Reaction times

Response time [s] < 0.01

### Environment

Ambient temperature [°C] 0...60

Storage temperature [°C] -15...80

Protection IP 65 / IP 67

### Tests / approvals

EMC DIN EN 61000-6-2  
DIN EN 61000-6-3

Shock resistance DIN EN 60068-2-27 20 g (11 ms)

Vibration resistance DIN EN 60068-2-6 5 g (10...2000 Hz)

MTTF [Years] 778

### Mechanical data

Process connection Rp 3/4

Materials (wetted parts) stainless steel 316 / 1.4401; brass; brass chemically nickel-plated; PP; PPS; O-ring: FKM

Housing materials brass chemically nickel-plated; PP; stainless steel 316L / 1.4404; aluminum anodized; PA

Switching cycles min. 10 million

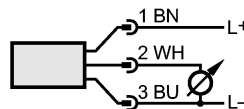
Weight [kg] 0.484

### Electrical connection

Connection M12 connector

### Wiring

Core colors  
BN brown  
BU blue  
WH white



Colours to DIN EN 60947-5-2

### Remarks

Remarks Use of 200 micron filtration is recommended.  
All data refer to water (20 °C).

Pack quantity [piece] 1



# SBY433

SBY34HF010KG/US



**Flow sensors**