

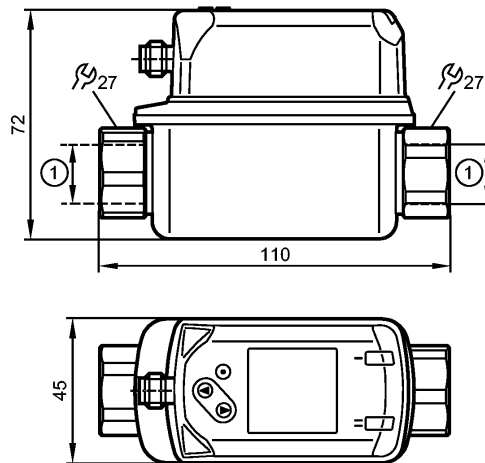


SV5200

SVR12XXXIRKG/US-100



Flow sensors



1: G 1/2
DN 10

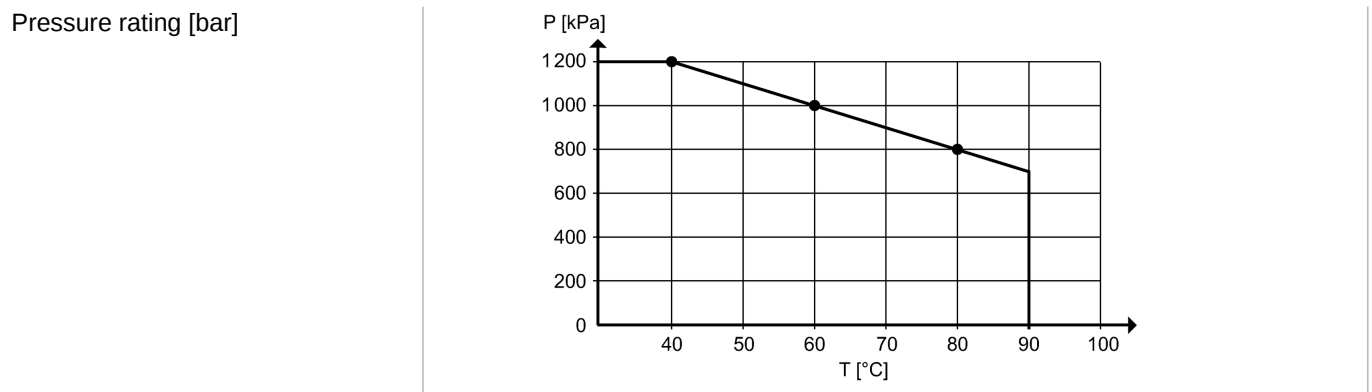


Product characteristics

Vortex flow meter
DN 10
Process connection: G 1/2
Measuring range
2...40 l/min
-10...90 °C

Application

Application	Liquids of the fluid group 2 according to the Pressure Equipment Directive (PED): Water, deionised water, cooling water
-------------	--



Pressure rating [bar]	12; (up to 40 °C)
Medium temperature [°C]	-10...90

Electrical data

Electrical design	DC PNP/NPN
Operating voltage [V]	18...30 DC
Current consumption [mA]	< 30
Insulation resistance [MΩ]	> 100 (500 V DC)
Protection class	III
Reverse polarity protection	yes

Outputs

Output function	OUT1: normally open / normally closed programmable or frequency or IO-Link OUT2: normally open / normally closed programmable or frequency
-----------------	---



SV5200

SVR12XXXIRKG/US-100



Flow sensors

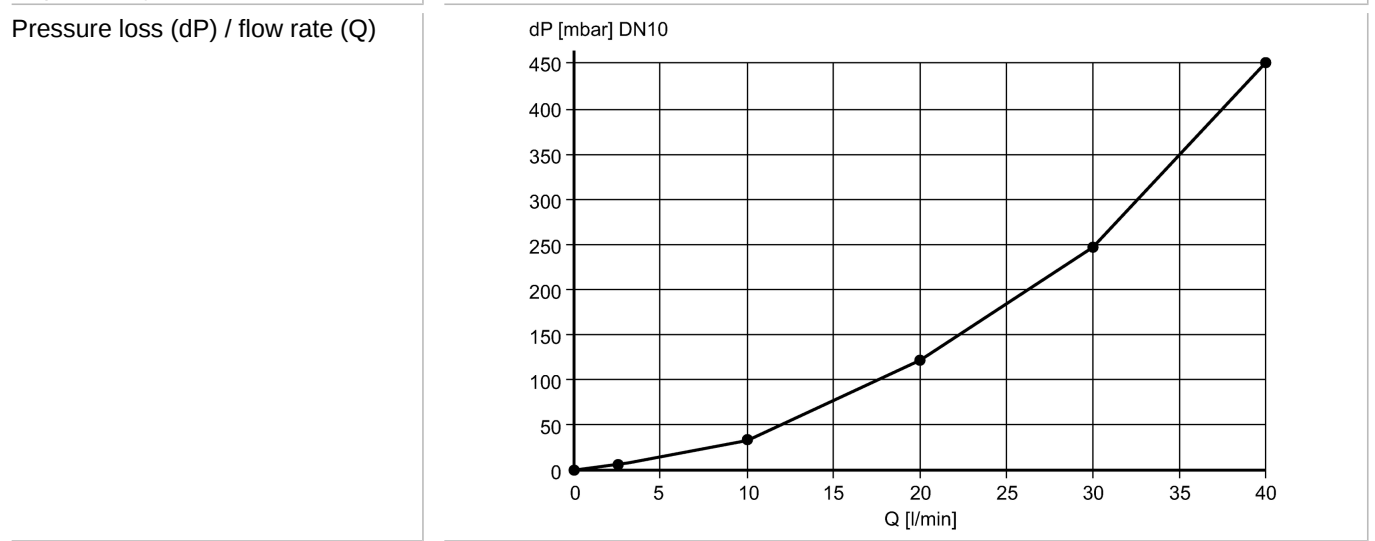
Current rating	[mA]	100
Voltage drop	[V]	2.5
Short-circuit protection		yes
Overload protection		yes

Measuring / setting range

Flow monitoring		
Measuring range	2...40 [l/min]	0.12...2.4 [m³/h]
Display range	0...48 [l/min]	0...2.88 [m³/h]
Resolution	0.2 [l/min]	0.01 [m³/h]
Set point, SP	2.4...40 [l/min]	0.14...2.4 [m³/h]
Reset point, rP	2.0...39.6 [l/min]	0.12...2.38 [m³/h]
Frequency end point, FEP	8...40 [l/min]	0.48...2.4 [m³/h]
in steps of	0.2 [l/min]	0.01 [m³/h]
Frequency at the end point, FrP [Hz]		100...1000
Measuring dynamics		1:20
Temperature monitoring		
Measuring range	[°C]	-10...90
Display range	[°C]	-30...110
Resolution	[°C]	0.5
Set point, SP	[°C]	-9...90
Reset point, rP	[°C]	-10...89
Frequency start point, FSP	[°C]	-10...70
Frequency end point, FEP	[°C]	10...90
in steps of	[°C]	0.5
Frequency at the end point, FrP [Hz]		100...1000

Accuracy / deviations

Flow monitoring	
Accuracy	± 2 % MEW
Repeatability	± 0.5 % MEW



Temperature monitoring	
Accuracy	[K] ± 1

Reaction times

Power-on delay time	[s] < 3
---------------------	---------



SV5200

SVR12XXXIRKG/US-100



Flow sensors

Flow monitoring

Response time	[s]	< 1 (dAP = 0)
Damping, dAP	[s]	0...5
Temperature monitoring		
Response time	[s]	T09 = 6

Software / programming

Programming options	hysteresis / window function; NO / NC; output polarity; frequency output; on delay, off delay; damping; display unit
---------------------	--

Interfaces

IO-Link Device	
Transfer type	COM2 (38.4 kBaud)
IO-Link revision	1.1
SDCI standard	IEC 61131-9
IO-Link Device ID	488 d / 00 01 E8 h
Profiles	Smart Sensor: Process Data Variable; Device Identification, Device Diagnosis
SIO mode	yes
Required master port class	A
Process data analogue	2
Process data binary	2
Min. process cycle time	[ms] 3

Environment

Ambient temperature	[°C]	0...60, at max. 80 °C medium temperature (0...50 °C at max. 90 °C medium temperature)
Storage temperature	[°C]	-20...80
Protection		IP 65 / IP 67

Tests / approvals

Pressure equipment directive		sound engineering practice
EMC		DIN EN 61000-6-2 DIN EN 61000-6-3
Shock resistance		DIN EN 60068-2-27 5 g (11 ms)
Vibration resistance		DIN EN 60068-2-6 with water 10...50 Hz: 1 mm with water 50...2000 Hz: 2 g
UL approval number		I001

Mechanical data

Process connection		G ½
Materials (wetted parts)		stainless steel (316L / 1.4404); ETFE; PA 6T; PPS; FKM
Housing materials		stainless steel (316L / 1.4404); PC; PBT+PC-GF 30; PPS; TPE-U
Tightening torque	[Nm]	30
Weight	[kg]	0.429

Electrical connection

Connection		M12 connector; gold-plated contacts
------------	--	-------------------------------------

Wiring



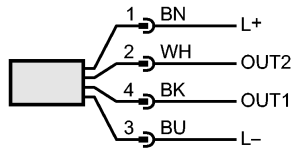
SV5200

SVR12XXXIRKG/US-100



Flow sensors

Core colors
 BK black
 BN brown
 BU blue
 WH white



OUT1: Flow monitoring

- Switching output
- Frequency output
- IO-Link

OUT2: flow monitoring and temperature monitoring

- Switching output
- Frequency output

Colours to DIN EN 60947-5-2

Remarks

Remarks

MW = measured value
 MEW = final value of the measuring range

Pack quantity

[piece]

1