

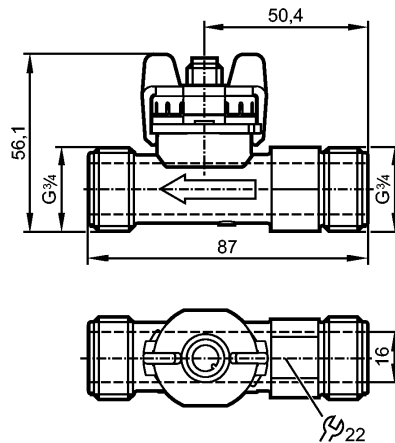


# SV6150

SVM34XXXD0KG/US-100



Flow sensors



## Product characteristics

Vortex flow meter

DN 15

Quick disconnect

Process connection: G 3/4

connection to pipe by means of an adapter

flow monitoring

Measuring range

3.5...50 l/min

Temperature monitoring

Measuring range

-40...100 °C

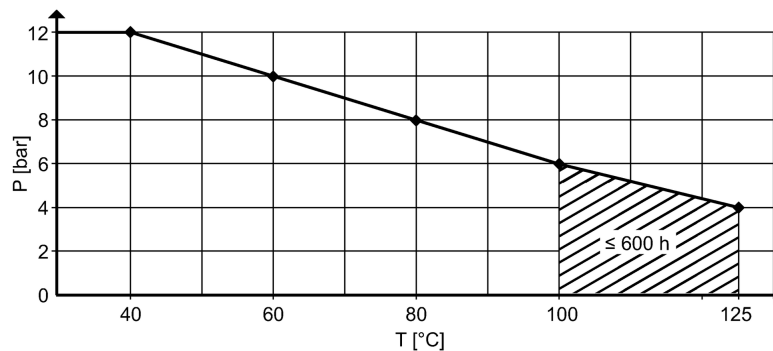
Measuring element: 1 x Pt 1000, to DIN EN 60751, class B

## Application

Application

Water, water-based media

Pressure rating [bar]



Pressure rating [bar]

12; (up to 40 °C)

Medium temperature [°C]

-40...100

## Electrical data

Electrical design

DC

Operating voltage [V]

8...33

Insulation resistance [MΩ]

> 100 (500 V DC)

Protection class

III

## Outputs



# SV6150

SVM34XXXD0KG/US-100



Flow sensors

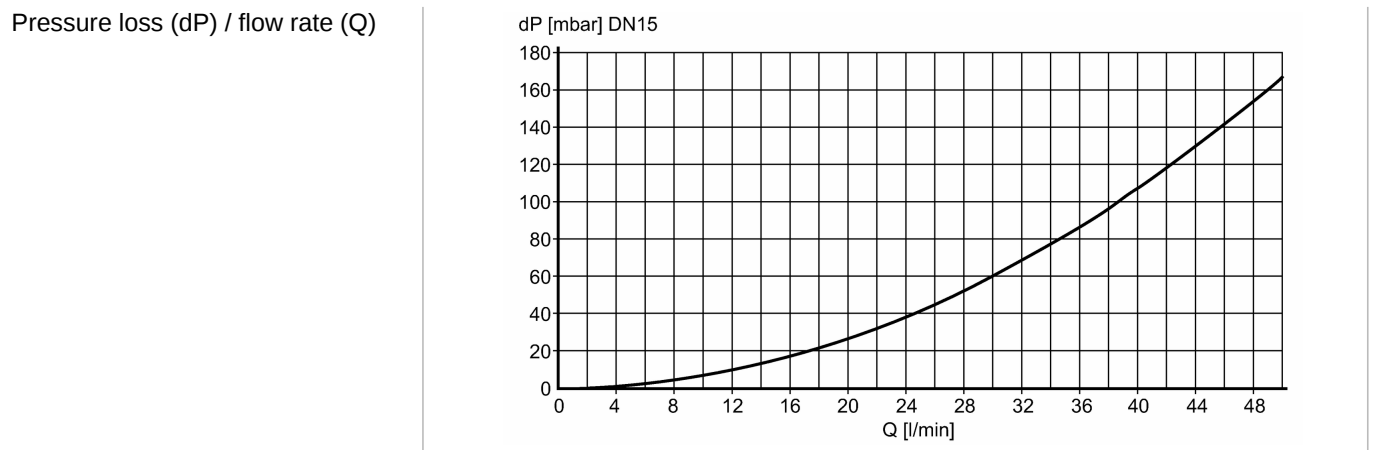
Output function	analog
Analog output	4...20 mA
Max. load [ $\Omega$ ]	$< (U_b - 8 \text{ V}) / 20 \text{ mA}$ 800 at $U_b = 24 \text{ V}$

### Measuring / setting range

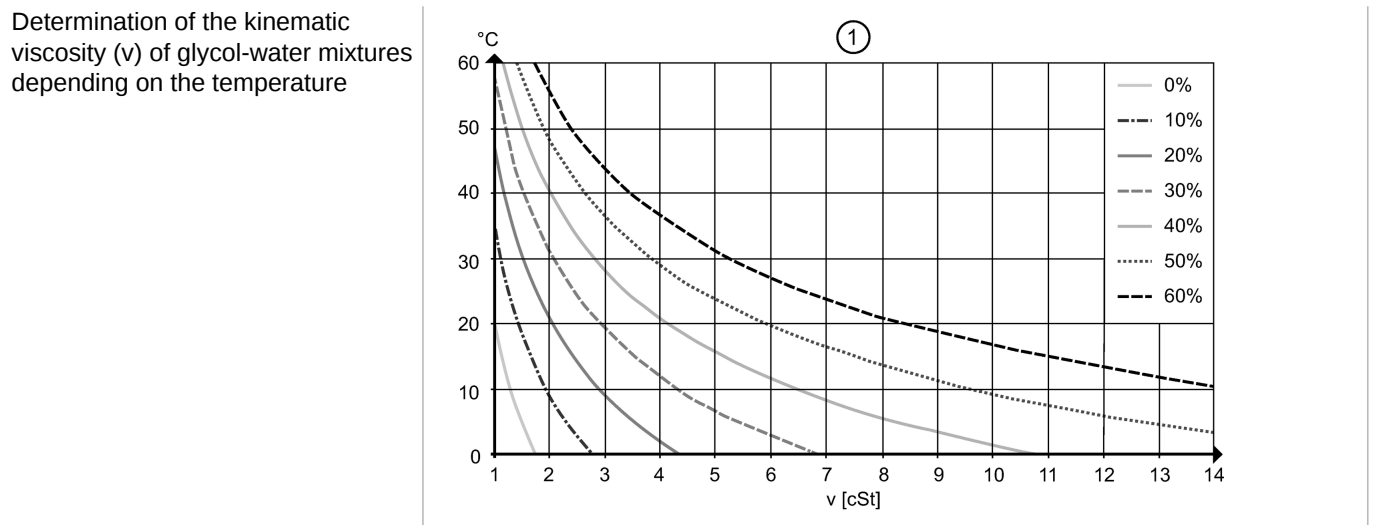
Flow monitoring		
Measuring range	3.5...50 [l/min]	0.290...4.145 [m/s]
Output curve	Water: $Q \text{ [l/min]} = 3.125 \times (I - 4 \text{ mA})$ Water-glycol: $Q \text{ [l/min]} = 3.125 \times (I - 4 \text{ mA}) - Q_0$ , see figure (2)	
Temperature monitoring		
Measuring range [ $^{\circ}\text{C}$ ]	-40...100	
Internal heating temperature probe	1 K/mW	

### Accuracy / deviations

Flow monitoring	
Accuracy	$Q < 50 \% \text{ MEW (water): } < 1 \% \text{ MEW}$ $Q > 50 \% \text{ MEW (water): } < 2 \% \text{ MW}$
Repeatability	0.2; [% of the final value]



Temperature monitoring	
Accuracy [K]	$\pm 0.3 \pm 0.005 \times T$





# SV6150

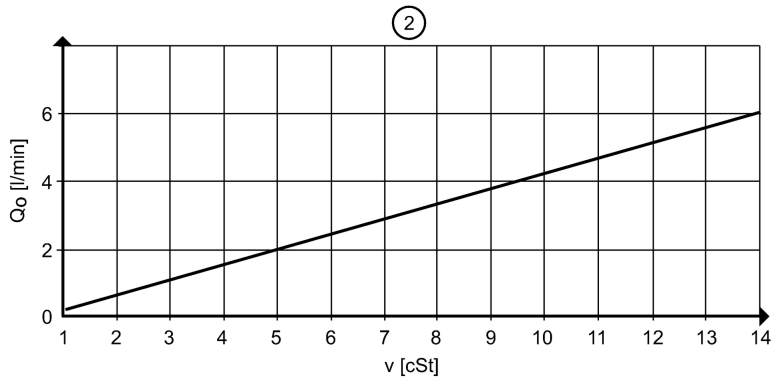
SVM34XXXD0KG/US-100



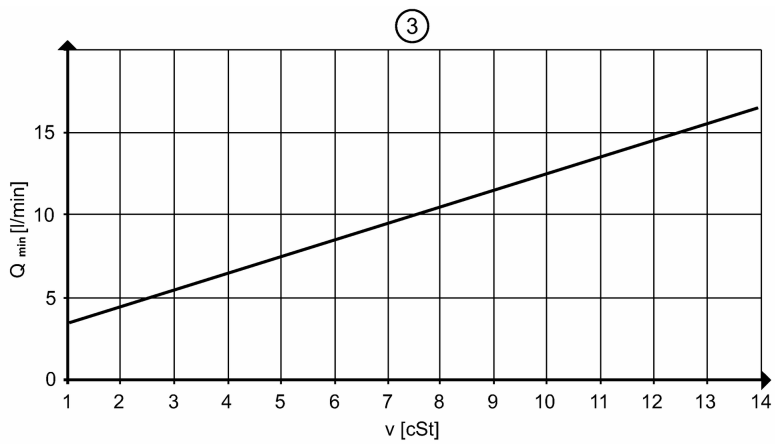
Flow sensors

Determination of the compensation value  $Q_0$  for glycol-water mixtures

$v < 4 \text{ cSt}$  : measuring accuracy of 3 % MEW  
 $4 < v < 14 \text{ cSt}$  : measuring accuracy of 4 % MEW



Response threshold  $Q_{min}$  depending on the kinematic viscosity



### Reaction times

Power-on delay time	[s]	< 2
Flow monitoring		
Response time	[s]	< 0.5

### Environment

Cavitation		$P(\text{absolute discharge}) / P(\text{difference}) > 5.5$ to avoid cavitation
Ambient temperature	[°C]	-15...85, -30...85 at a medium temperature > 0 °C
Storage temperature	[°C]	-30...85
Protection		IP 65

### Tests / approvals

Pressure equipment directive		article 3, section 3 - sound engineering practice
EMC		EN 61326-2-3
Shock resistance	DIN EN 60068-2-27	30 g (11 ms)
Vibration resistance	DIN EN 60068-2-6	with water 10...61 Hz: 1 mm with water 61...2000 Hz: 2 g
MTTF	[Years]	380



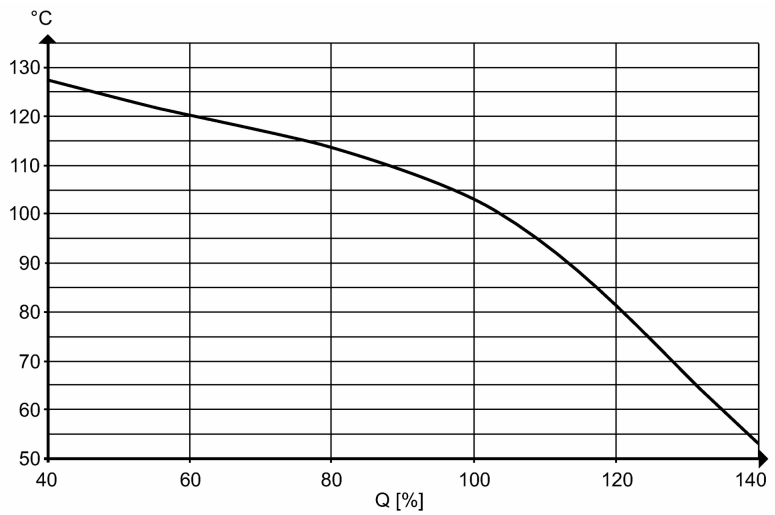
# SV6150

SVM34XXXD0KG/US-100



Flow sensors

Minimum lifetime 10 years referred to flow and high medium temperatures



### Mechanical data

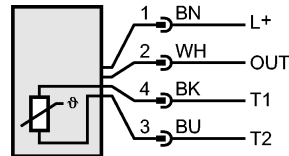
Process connection	G 3/4
Materials (wetted parts)	ETFE; PA 6T; EPDM
Housing materials	PA 6T
Tightening torque [Nm]	12
Weight [kg]	0.157

### Electrical connection

Connection	M12 connector; gold-plated contacts
------------	-------------------------------------

### Wiring

- Core colors
- BK black
  - BN brown
  - BU blue
  - WH white



OUT: analog  
 T1 / T2: Pt1000  
 Colours to DIN EN 60947-5-2

### Remarks

Remarks	MW = measured value MEW = final value of the measuring range
Pack quantity [piece]	1