

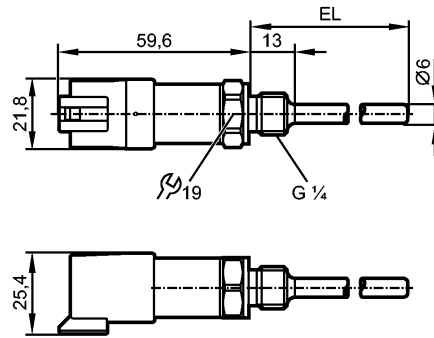


TA4115

TA-050CLEM14-A-ZVG/DE



Temperature sensors



Product characteristics

Temperature transmitter

DEUTSCH connector

Process connection: G 1/4 A

Installation length EL: 50 mm

Analog output 4...20 mA

Measuring range: -50...150 °C / -58...302 °F

Measuring element: 1 x Pt 1000, to DIN EN 60751, class A

Application

Application: liquids and gases

Pressure rating [bar]: 400

Electrical data

Electrical design: DC

Operating voltage [V]: 10...30 DC; cULus - Class 2 source required

Current consumption [mA]: < 30

Protection class: III

Reverse polarity protection: yes

Outputs

Output: Analog output 4...20 mA

Short-circuit protection: yes

Overload protection: yes

Analog output: 4...20 mA

Max. load [Ω]: (U_b - 8.5 V) / 21.5 mA; 720 at U_b = 24 V

Measuring / setting range

Measuring range: -50...150 °C / -58...302 °F

Resolution:

Analog output [K]: ≤ 0.04

Accuracy / deviations

Analog output [K]: ± 0.3 + (± 0.1 % MS)

Temperature coefficients (in % of the span per 10 K): 0.1 **)

Reaction times

Dynamic response T05 / T09 [s]: 1 / 3 *)

Environment

Ambient temperature [°C]: -40...100



TA4115

TA-050CLEM14-A-ZVG/DE

Temperature sensors

Storage temperature	[°C]	-40...100
Protection		IP 68 / IP 69K

Tests / approvals

EMC		DIN EN 61000-6-2 DIN EN 61000-6-3
Shock resistance		DIN EN 60068-2-27 50 g (11 ms)
Vibration resistance		DIN EN 60068-2-6 20 g (10...2000 Hz)
MTTF	[Years]	1092
UL approval number		K006

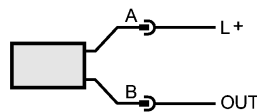
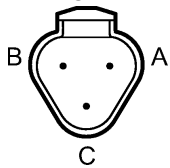
Mechanical data

Process connection		G ¼ A
Materials (wetted parts)		stainless steel 316L / 1.4404; FKM
Probe diameter	[mm]	6
Installation length EL	[mm]	50
Housing materials		stainless steel (316L / 1.4404); PPS; FKM

Electrical connection

Connection		DEUTSCH connector DT04-3P
------------	--	---------------------------

Wiring



OUT: Analog output 4...20 mA

Remarks

Remarks	<p>*) according to DIN EN 60751</p> <p>**) In case of deviation from the reference condition $25 \pm 5 \text{ }^\circ\text{C}$ The values for accuracy apply to flowing water. Referring to UL: For use on a low voltage circuit with overcurrent protection in accordance with UL873 Tab. 28.1 or $I_{max} = 100/U_b$ (U_b = voltage of the circuit).</p>
---------	---

Pack quantity	[piece]	1
---------------	---------	---