

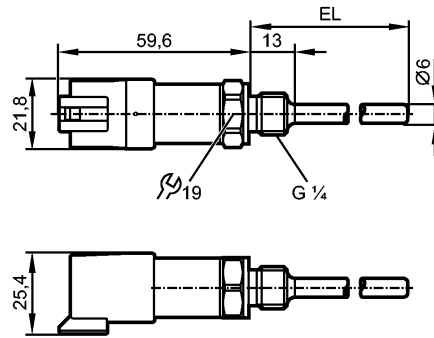


# TU4105

TU-025CLEM14-A-ZVG/DE



Temperature sensors



## Product characteristics

Temperature transmitter

DEUTSCH connector

Process connection: G 1/4 A

Installation length EL: 25 mm

Analog output 0.5...4.5 V

Measuring range: -50...150 °C / -58...302 °F

Measuring element: 1 x Pt 1000, to DIN EN 60751, class A

## Application

Application: liquids and gases

Pressure rating [bar]: 400

## Electrical data

Electrical design: DC

Operating voltage [V]: 8...32 DC; cULus - Class 2 source required

Current consumption [mA]: < 30

Protection class: III

Reverse polarity protection: yes

## Outputs

Output: Analog output 0.5...4.5 V

Short-circuit protection: yes

Overload protection: yes

Analog output: 0.5...4.5 V

Min. load [Ω]: 2000

## Measuring / setting range

Measuring range: -50...150 °C / -58...302 °F

Resolution:

Analog output [K]: < 0.1

## Accuracy / deviations

Analog output [K]: ± 0.3 + (± 0.1 % MS)

Temperature coefficients (in % of the span per 10 K): 0.1 \*\*)

## Reaction times

Dynamic response T05 / T09 [s]: 1 / 3 \*)

## Environment

Ambient temperature [°C]: -40...100



# TU4105

TU-025CLEM14-A-ZVG/DE

Temperature sensors

Storage temperature	[°C]	-40...100
Protection		IP 68 / IP 69K

### Tests / approvals

EMC		DIN EN 61000-6-2 DIN EN 61000-6-3
Shock resistance		DIN EN 60068-2-27      50 g (11 ms)
Vibration resistance		DIN EN 60068-2-6      20 g (10...2000 Hz)
MTTF	[Years]	849
UL approval number		K009

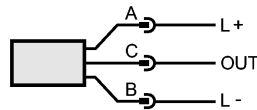
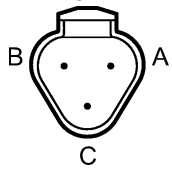
### Mechanical data

Process connection		G ¼ A
Materials (wetted parts)		stainless steel 316L / 1.4404; FKM
Probe diameter	[mm]	6
Installation length EL	[mm]	25
Housing materials		stainless steel (316L / 1.4404); PPS; FKM

### Electrical connection

Connection		DEUTSCH connector DT04-3P
------------	--	---------------------------

#### Wiring



OUT: Analog output 0.5...4.5 V

### Remarks

Remarks	<p>*) according to DIN EN 60751</p> <p>**) In case of deviation from the reference condition <math>25 \pm 5 \text{ °C}</math> The values for accuracy apply to flowing water. Referring to UL: For use on a low voltage circuit with overcurrent protection in accordance with UL873 Tab. 28.1 or <math>I_{max} = 100/U_b</math> (<math>U_b</math> = voltage of the circuit).</p>
---------	---

Pack quantity	[piece]	1
---------------	---------	---