



Handles

SW 06–22

Model code

(also order example)

Handle

AG

SW12

Designation

Handle

Materials and type

AG (01) = Aluminium clamped handle, straight

ZG (03) = Zinc die-casting clamped handle, straight

AK (02) = Aluminium clamped handle, cranked

ZK (04) = Zinc die-casting bolt-on handle, cranked

SK (06) = Steel bolt-on handle, cranked

SK (26) = Steel bolt-on handle, cranked, long (only SW 17)

Widths of control spindle square

SW 06

SW 09

SW 12

SW 14

SW 17

SW 22

Other handles (e.g. stainless steel) on request

Description

Handles are designed to switch shut-off valves/ball valves.

Clamped handle

The handle is pushed onto the square end of the ball valve spindle and clamped to the square by means of a screw through the end of the handle.

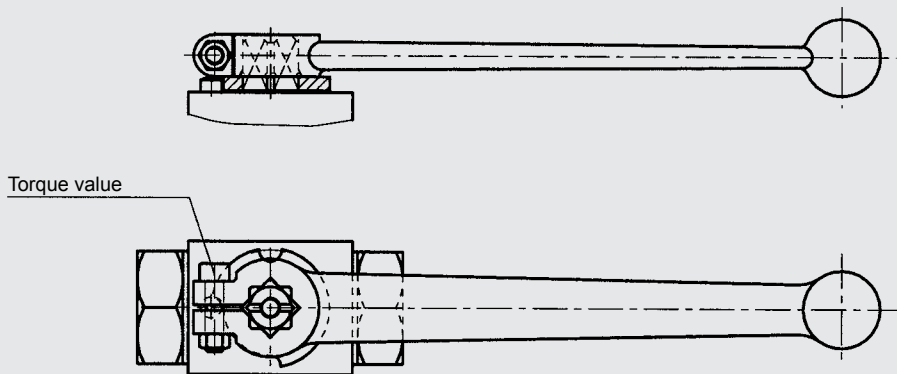
Bolt-on handle

The handle is screwed to the ball valve control spindle by means of a fixing bolt from above.

Both types handle can be displaced by 45°.

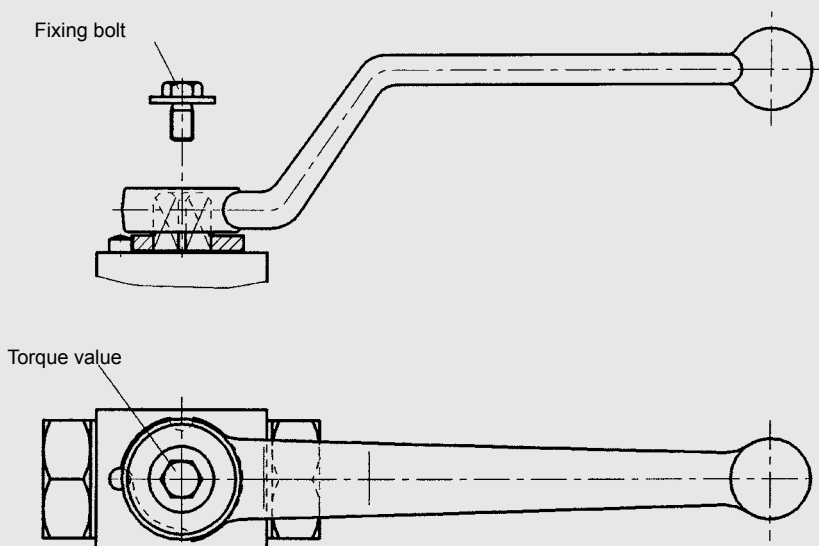
The fixing bolts for the bolt-on handles must be ordered separately.

CLAMPED HANDLE



	SW 09	SW 12	SW 14	SW 17	SW 22
	M 5 x 20	M 5 x 20	M 6 x 30	M 6 x 30	M 8 x 40
Torque value	3 Nm	3 Nm	5 Nm	7 Nm	10 Nm

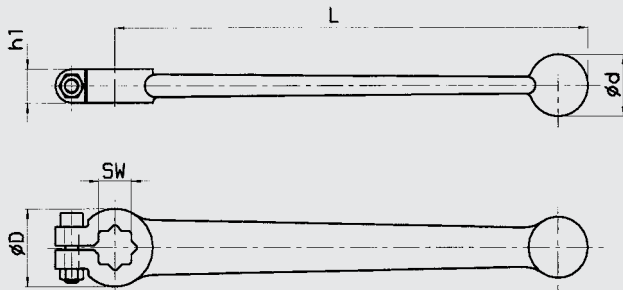
BOLT-ON HANDLE



	SW 06	SW 09	SW 12	SW 14	SW 17
Fixing bolt	M 3 x 6	M 5 x 10	M 5 x 12	M 6 x 10	M 8 x 16
Torque value	0.5 Nm	3 Nm	3 Nm	3 Nm	5 Nm

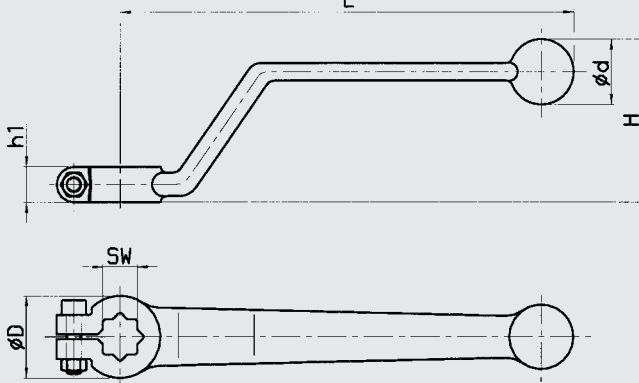
Dimensions

STRAIGHT HANDLE - CLAMPED HANDLE



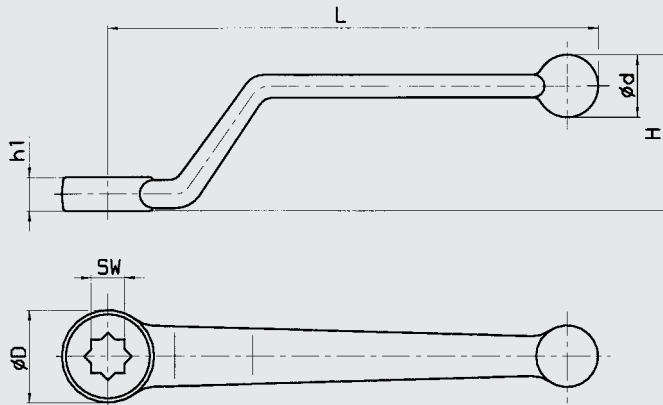
L	ØD	Ød	h1	SW	Type	Part number	Weight (kg)
150	22	15	10	09	ZG (03)	559419	0.090
150	25	20	11	09	AG (01)	270099	0.054
175	28	22	12	12	AG (01)	270100	0.073
200	32	24	12	14	AG (01)	270101	0.096
240	36	26	14	17	AG (01)	270311	0.120

CRANKED HANDLE - CLAMPED HANDLE



L	H	ØD	Ød	h1	SW	Type	Part number	Weight (kg)
140	41	25	20	11	09	AK (02)	271423	0.054
163	50	28	22	12	12	AK (02)	270381	0.072
183	54	32	24	12	14	AK (02)	270382	0.097
227	55	36	26	14	17	AK (02)	270383	0.120
360	85	44	32	18	22	AK (02)	281604	0.290

CRANKED HANDLE - BOLT-ON HANDLE



L	H	ØD	Ød	h1	SW	Type	Part number	Weight (kg)	Fixing bolt/washer part no.
76	27	16	12	6	06	ZK (04)	554893	0.030	6060920
108	28	22	10	9.5	09	ZK (04)	556352	0.053	6047759
169	59	31	18	12.5	12	SK (06)	275036	0.28	6047760
169	59	31	18	12.5	14	SK (06)	282976	0.275	6047761
228	80	34	20	14	17	SK (06)	273662	0.342	6047762
306	81	35	22	16	17	SK (26)	561681	0.591	6047762

Technical specifications

Material:

Aluminium - red anodised
Zinc die-casting - blue zinc-plated
Steel handle - blue zinc-plated

Widths of control spindle square

SW 06, SW 09, SW 12, SW 14,
SW 17, SW 22

NOTE

The information in this brochure relates to the operating conditions and applications described.

For applications and operating conditions not described, please contact the relevant technical department.

Subject to technical modifications.

HYDAC Accessories GmbH
Hirschbachstr. 2
66280 Sulzbach/Saar
Tel.: +49 (0)6897 - 509-01
Fax: +49 (0)6897 - 509-1009
Internet: www.hydac.com
E-Mail: info@hydac.com

