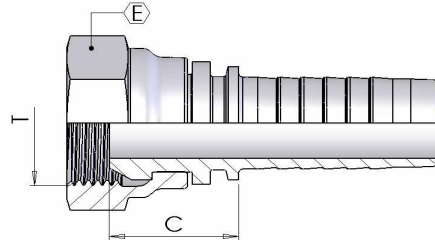
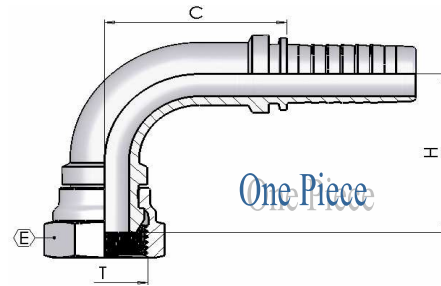


**0051 Ниппель BSP 60°**

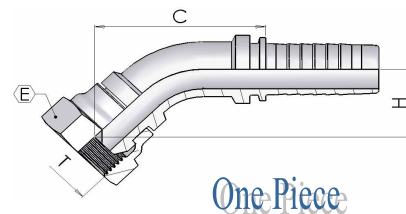
(DKR) BSP Female 60° Cone Rolled Nut



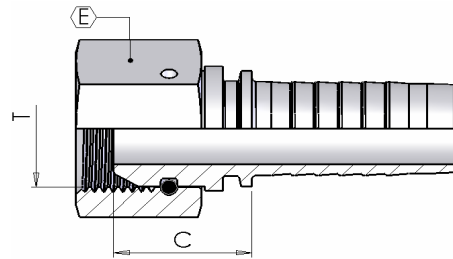
part number	hose I.D.		Dimension			
			dash size	thread	hex	cut-off
	in	mm		T	E	C
0051-03-02	3/16	4,8	03	1/8-28	14	15
0051-03-04	3/16	4,8	03	1/4-19	19	17
0051-04-02	1/4	6,4	04	1/8-28	14	15
0051-04-04	1/4	6,4	04	1/4-19	19	17
0051-04-06	1/4	6,4	04	3/8-19	22	19
0051-04-08	1/4	6,4	04	1/2-14	27	22
0051-05-04	5/16	7,9	05	1/4-19	19	17
0051-05-06	5/16	7,9	05	3/8-19	22	19
0051-05-08	5/16	7,9	05	1/2-14	27	22
0051-06-04	3/8	9,5	06	1/4-19	19	17
0051-06-06	3/8	9,5	06	3/8-19	22	19
0051-06-08	3/8	9,5	06	1/2-14	27	22
0051-08-06	1/2	12,7	08	3/8-19	22	20
0051-08-08	1/2	12,7	08	1/2-14	27	23
0051-08-10	1/2	12,7	08	5/8-14	30	20
0051-08-12	1/2	12,7	08	3/4-14	32	27
0051-10-08	5/8	15,9	10	1/2-14	27	23
0051-10-10	5/8	15,9	10	5/8-14	30	20
0051-10-12	5/8	15,9	10	3/4-14	32	25
0051-12-12	3/4	19	12	3/4-14	32	25
0051-12-16	3/4	19	12	1-11	38	26
0051-16-16	1	25,4	16	1-11	38	27

**0151 Ниппель 90° BSP 60°**
**(DKR 90°)** BSP 90° Swept Elbow 60° Cone Rolled Nut


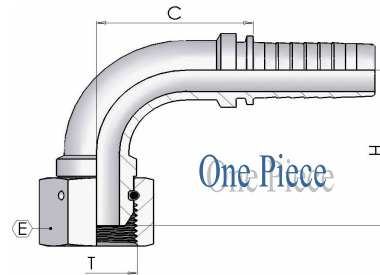
part number	hose I.D.		Dimension				
			dash	thread	hex	drop	cut-off
	in	mm	size	T	E	H	C
0151-03-02	3/16	4,8	03	1/8-28	14	23	22
0151-03-04	3/16	4,8	03	1/4-19	19	25	22
0151-04-02	1/4	6,4	04	1/8-28	14	25	25
0151-04-04	1/4	6,4	04	1/4-19	19	27	25
0151-04-06	1/4	6,4	04	3/8-19	22	31	25
0151-05-06	5/16	7,9	05	3/8-19	22	36	29
0151-06-06	3/8	9,5	06	3/8-19	22	35	33
0151-06-08	3/8	9,5	06	1/2-14	27	40	31
0151-08-08	1/2	12,7	08	1/2-14	27	41	39
0151-08-10	1/2	12,7	08	5/8-14	30	41	41
0151-08-12	1/2	12,7	08	3/4-14	32	46	41
0151-10-10	5/8	15,9	10	5/8-14	30	43	43
0151-10-12	5/8	15,9	10	3/4-14	32	50	45
0151-12-12	3/4	19	12	3/4-14	32	57	56
0151-12-16	3/4	19	12	1-11	38	60	56
0151-16-16	1	25,4	16	1-11	38	67	70

**0251 Ниппель 45° BSP 60°**
**(DKR 45°)** BSP 45° Swept Elbow 60° Cone Rolled Nut


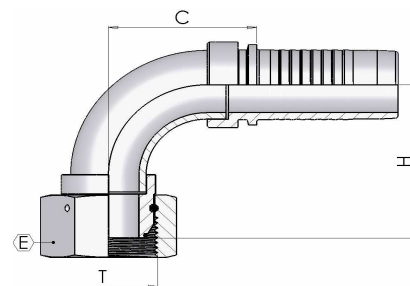
part number	hose I.D.		Dimension				
			dash	thread	hex	drop	cut-off
	in	mm	size	T	E	H	C
0251-03-02	3/16	4,8	03	1/8-28	14	15	33
0251-03-04	3/16	4,8	03	1/4-19	19	15	35
0251-04-02	1/4	6,4	04	1/8-28	14	14	40
0251-04-04	1/4	6,4	04	1/4-19	19	15	41
0251-04-06	1/4	6,4	04	3/8-19	22	18	44
0251-05-06	5/16	7,9	05	3/8-19	22	19	51
0251-06-06	3/8	9,5	06	3/8-19	22	19	52
0251-06-08	3/8	9,5	06	1/2-14	27	21	55
0251-08-08	1/2	12,7	08	1/2-14	27	24	65
0251-08-10	1/2	12,7	08	5/8-14	30	21	96
0251-08-12	1/2	12,7	08	3/4-14	32	25	70
0251-10-10	5/8	15,9	10	5/8-14	30	23	68
0251-10-12	5/8	15,9	10	3/4-14	32	27	72
0251-12-12	3/4	19,0	12	3/4-14	32	30	86
0251-12-16	3/4	19,0	12	1-11	38	32	88
0251-16-16	1	25,4	16	1-11	38	35	107

**0050 Ниппель BSP конус 60°**
**(DKR)** BSP Female 60° cone Thrust Wire


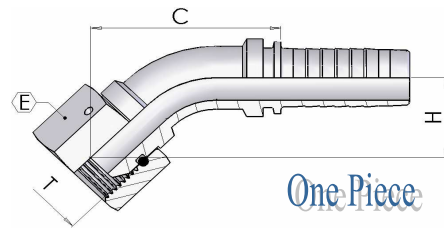
part number	hose I.D.		Dimension			
	in	mm	dash size	thread	hex	cut-off
				T	E	C
0050-03-02	3/16	4,8	03	1/8-28	14	15
0050-03-04	3/16	4,8	03	1/4-19	19	17
0050-04-02	1/4	6,4	04	1/8-28	14	15
0050-04-04	1/4	6,4	04	1/4-19	19	17
0050-04-06	1/4	6,4	04	3/8-19	22	19
0050-04-08	1/4	6,4	04	1/2-14	27	22
0050-05-04	5/16	7,9	05	1/4-19	19	17
0050-05-06	5/16	7,9	05	3/8-19	22	19
0050-06-04	3/8	9,5	06	1/4-19	19	17
0050-06-06	3/8	9,5	06	3/8-19	22	19
0050-06-08	3/8	9,5	06	1/2-14	27	22
0050-08-06	1/2	12,7	08	3/8-19	22	20
0050-08-08	1/2	12,7	08	1/2-14	27	23
0050-08-10	1/2	12,7	08	5/8-14	30	20
0050-08-12	1/2	12,7	08	3/4-14	32	27
0050-10-10	5/8	15,9	10	5/8-14	30	20
0050-10-12	5/8	15,9	10	3/4-14	32	25
0050-12-08	3/4	19	12	1/2-14	27	24
0050-12-12	3/4	19	12	3/4-14	32	25
0050-12-16	3/4	19	12	1-11	38	26
0050-16-12	1	25,4	16	3/4-14	32	27
0050-16-16	1	25,4	16	1-11	38	27
0050-16-20	1	25,4	16	1.1/4-11	50	30
0050-20-20	1.1/4	31,8	20	1.1/4-11	50	32
0050-20-24	1.1/4	31,8	20	1.1/2-11	55	34
0050-24-24	1.1/2	38,1	24	1.1/2-11	55	34
0050-24-32	1.1/2	38,1	24	2-11	70	34
0050-32-32	2	50,8	32	2-11	70	31

**0150 Ниппель 90° BSP конус 60°;**
**(DKR 90°)** BSP 90° Swept Elbow 60° cone Thrust Wire


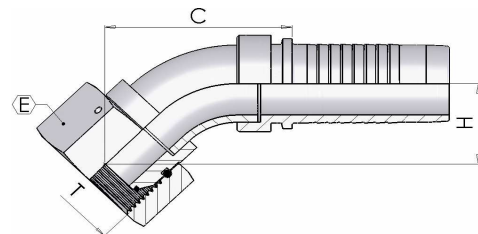
part number	hose I.D.		Dimension				
			dash size	thread	hex	drop	cut-off
	in	mm		T	E	H	C
0150-03-02	3/16	4,8	03	1/8-28	14	23	22
0150-03-04	3/16	4,8	03	1/4-19	19	25	22
0150-04-02	1/4	6,4	04	1/8-28	14	25	25
0150-04-04	1/4	6,4	04	1/4-19	19	27	25
0150-04-06	1/4	6,4	04	3/8-19	22	31	25
0150-05-04	5/16	7,9	05	1/4-19	19	31	31
0150-05-06	5/16	7,9	05	3/8-19	22	36	29
0150-06-04	3/8	9,5	06	1/4-19	19	33	31
0150-06-06	3/8	9,5	06	3/8-19	22	35	33
0150-06-08	3/8	9,5	06	1/2-14	27	40	31
0150-08-06	1/2	12,7	08	3/8-19	22	42	39
0150-08-08	1/2	12,7	08	1/2-14	27	41	39
0150-08-10	1/2	12,7	08	5/8-14	30	42	39
0150-08-12	1/2	12,7	08	3/4-14	32	46	41
0150-10-10	5/8	15,9	10	5/8-14	30	43	43
0150-10-12	5/8	15,9	10	3/4-14	32	50	45
0150-12-12	3/4	19	12	3/4-14	32	57	56
0150-12-16	3/4	19	12	1-11	38	60	56
0150-16-16	1	25,4	16	1-11	38	67	70
0150-20-20	1.1/4	31,8	20	1.1/4-11	50	81	86
0150-24-24	1.1/2	38,1	24	1.1/2-11	55	95	103
0150-32-32	2	50,8	32	2-11	70	135	122

**0150S Ниппель 90° BSP 60° ( сварной)**
**(DKR 90°)** BSP 90° Swept Elbow 60° cone Thrust Wire (welded)


part number	hose I.D.		Dimension				
			dash size	thread	hex	drop	cut-off
	in	mm		T	E	H	C
0150S08-06	1/2	12,7	08	3/8-19	22	37	31
0150S16-12	1	25,4	16	3/4-14	32	68	57
0150S16-16	1	25,4	16	1-11	38	69	57
0150S16-20	1	25,4	16	1.1/4-11	50	72	62
0150S20-20	1.1/4	31,8	20	1.1/4-11	50	72	63
0150S20-24	1.1/4	31,8	20	1.1/2-11	55	89	81
0150S24-24	1.1/2	38,1	24	1.1/2-11	55	89	80
0150S24-32	1.1/2	38,1	24	2-11	70	113	102
0150S32-32	2	50,8	32	2-11	70	113	103

**0250 Ниппель 45° BSP конус 60°**
**(DKR 45°)** BSP 45° Swept Elbow 60° cone Thrust Wire


part number	hose I.D.		Dimension				
			dash size	thread T	hex E	drop H	cut-off C
	in	mm					
0250-03-02	3/16	4,8	03	1/8-28	14	15	33
0250-03-04	3/16	4,8	03	1/4-19	19	15	35
0250-04-02	1/4	6,4	04	1/8-28	14	14	40
0250-04-04	1/4	6,4	04	1/4-19	19	15	41
0250-04-06	1/4	6,4	04	3/8-19	22	18	44
0250-05-04	5/16	7,9	05	1/4-19	19	18	47
0250-05-06	5/16	7,9	05	3/8-19	22	19	51
0250-06-04	3/8	9,5	06	1/4-19	19	16	50
0250-06-06	3/8	9,5	06	3/8-19	22	19	52
0250-06-08	3/8	9,5	06	1/2-14	27	21	55
0250-08-06	1/2	12,7	08	3/8-19	22	22	63
0250-08-08	1/2	12,7	08	1/2-14	27	24	65
0250-08-10	1/2	12,7	08	5/8-14	30	21	64
0250-08-12	1/2	12,7	08	3/4-14	32	25	70
0250-10-10	5/8	15,9	10	5/8-14	30	23	68
0250-10-12	5/8	15,9	10	3/4-14	32	27	72
0250-12-12	3/4	19	12	3/4-14	32	30	86
0250-12-16	3/4	19	12	1-11	38	32	88
0250-16-16	1	25,4	16	1-11	38	35	107
0250-20-20	1.1/4	31,8	20	1.1/4-11	50	40	107
0250-24-24	1.1/2	38,1	24	1.1/2-11	55	47	117
0250-32-32	2	50,8	32	2-11	70	65	142

**0250S Ниппель 45° BSP 60° ( сварной)**
**(DKR 45°)** BSP 45° Swept Elbow 60° cone Thrust Wire (welded)


part number	hose I.D.		Dimension				
			dash size	thread T	hex E	drop H	cut-off C
	in	mm					
0250S16-20	1	25,4	16	1.1/4-11	50	33	70
0250S20-20	1.1/4	31,8	20	1.1/4-11	50	33	71
0250S20-24	1.1/4	31,8	20	1.1/2-11	55	41	91
0250S24-24	1.1/2	38,1	24	1.1/2-11	55	41	90
0250S24-32	1.1/2	38,1	24	2-11	70	53	114
0250S32-32	2	50,8	32	2-11	70	53	114