


TANDEM FZHT

**Pompa ad Ingranaggi
Gear Pump**



CODICE DI ORDINAZIONE / ORDERING CODE

200 | FZH | 075 | D | T
 | | | | | |
 | | | | 21 UNI 222
 | | | | ROTAZIONE/ROTATION
 | | | | D = DESTRO/CLOCKWISE
 | | | | S = SINISTRO/ANTICLOCKWISE
 | | | CILINDRATA/DISPLACEMENT
 | | TIPO/TYPE
 POMPA AD INGRANAGGI/GEAR PUMP

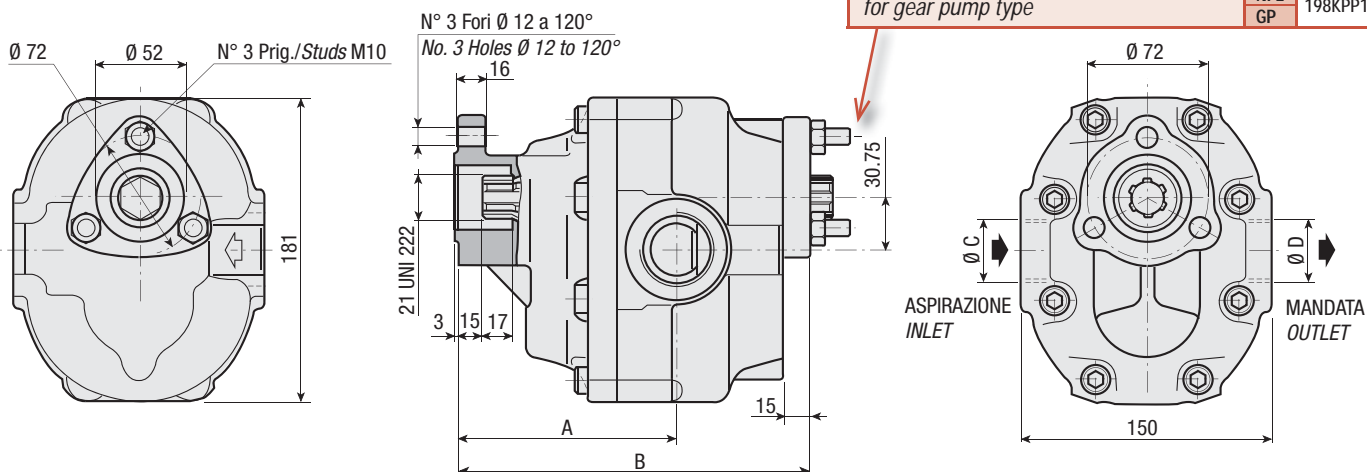
UNI 21-222
 FZH 75 T
 FZH 85 T
 FZH 100 T
 FZH 116 T
 FZH 130 T
 FZH 150 T

CARATTERISTICHE E DATI TECNICI / SPECIFICATIONS AND TECHNICAL DATA

TIPO TYPE	CODICE CODE	CILINDRATA DISPLACEMENT cm ³ /rev.	A mm	B mm	C ASPIRAZIONE INLET	D MANDATA OUTLET	PESO WEIGHT kg
FZH 75 T	200FZH075 D S T	73	127	204.5	1" ¼ G	1" G	16.9
FZH 85 T	200FZH085 D S T	84	129.5	208.5	1" ¼ G	1" G	17.8
FZH 100 T	200FZH100 D S T	100	139	214.5	1" ¼ G	1" G	18.6
FZH 116 T	200FZH116 D S T	116	139	220.5	1" ¼ G	1" G	19.6
FZH 130 T	200FZH130 D S T	132	135	226.5	1" ½ G	1" G	20.5
FZH 150 T	200FZH150 D S T	148	143	232.5	1" ½ G	1" G	21.4

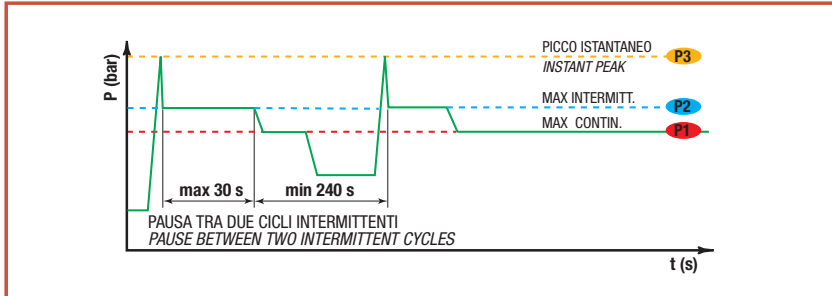
KIT ACCOPPIAMENTO POSTERIORE:
per pompa ad ingranaggi tipo
REAR MOUNTING KIT:
for gear pump type

PE	198KPP09000
B	
NF	198KPP10000
FZO	
NFL	
GP	



DATI TECNICI / TECHNICAL DATA

ESEMPIO CICLI LAVORO / EXAMPLE OF WORKING CYCLES



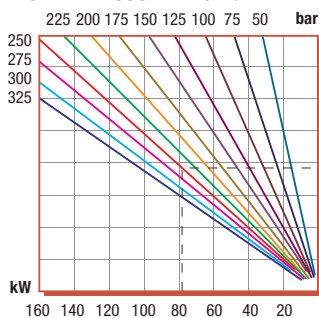
Pressione d'aspirazione: Inlet pressure:	0.7 ÷ 1.5 bar (assoluti/absolute)
Campo viscosità lavoro: Operating viscosity range:	12 ÷ 100 cSt
Temperatura fluido °C (t): Fluid temperature °C (t):	-10° + 80° C

Pressione Lavoro Working Press. P2	Contaminazione / Contamination		Filtro / Filter βx = 75
	NAS 1638	ISO 4406	
≤ 200 bar	12	21/18	40 μm
≥ 200 bar	11	20/17	25 μm

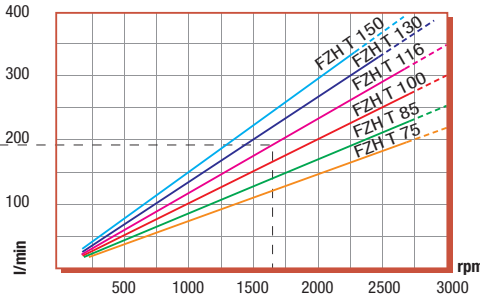
◀ **FILTRAZIONE CONSIGLIATA (ritorno o mandata)**
RECOMMENDED FILTERING (return or outlet)

TIPO / TYPE			FZH75T	FZH85T	FZH100T	FZH116T	FZH130T	FZH150T
	Vg	cm ³ /n cm ³ /rev.	73	84	100	116	132	148
Cilindrata Displacement								
Pressione massima continua Max continuous operating pressure	P1	bar	300	250	250	240	210	180
Pressione massima intermittente Max intermitt. operat. press.	(max 30 s) P2		320	280	270	260	210	180
Pressione massima di picco Max peak pressure	(≤ 0.1 s) P3		450	375	375	340	315	270
Velocità massima intermittente Max intermittent speed	(P ≤ 20 bar) n3	n/min r.p.m.	3800	3500	3500	3000	3000	3000
Velocità massima continua Max continuous speed	(≤ P1) n1		1800	1800	1500	1500	1500	1500
Velocità minima intermittente Min intermittent speed	(≤ P2 x 0.5) (max 30 s) n4		300	300	250	250	250	250

POTENZA ASSORBITA / POWER INPUT



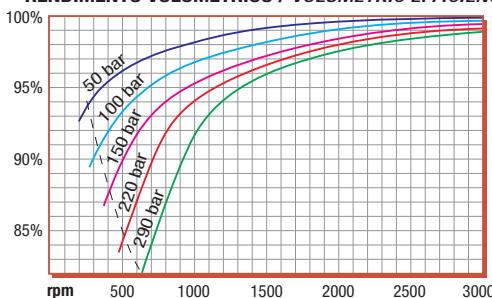
PORTATA / CAPACITY



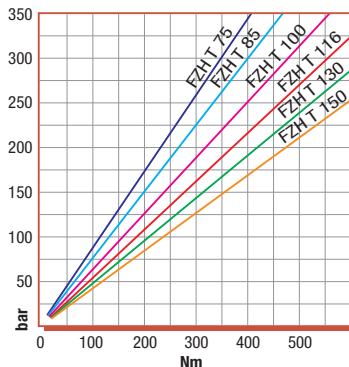
Coppia massima prelevabile
sull'albero della 1° pompa 300 Nm.
Max torque on the primary pump
300 Nm.

DIAGRAMMI / DIAGRAMS

RENDIMENTO VOLUMETRICO / VOLUMETRIC EFFICIENCY



COPPIA ASSORBITA / DRIVE TORQUE



RILIEVI ESEGUITI CON OLIO
ISO VG 46 A 50° C (ν= 30 cSt)
THE ABOVE SPECIFICATIONS
REFER TO OIL TYPE ISO
VG 46 AT 50° C (ν=30 cSt)