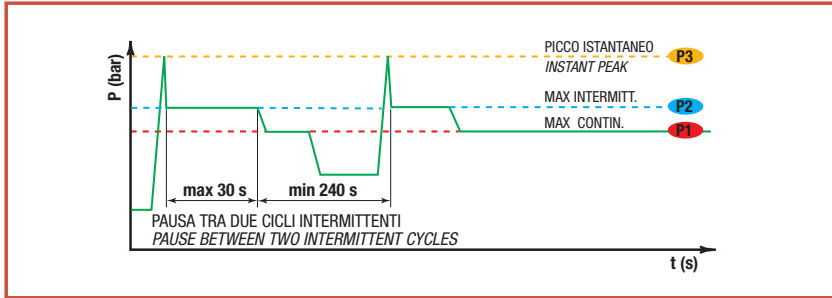


DATI TECNICI / TECHNICAL DATA

ESEMPIO CICLI LAVORO / EXAMPLE OF WORKING CYCLES



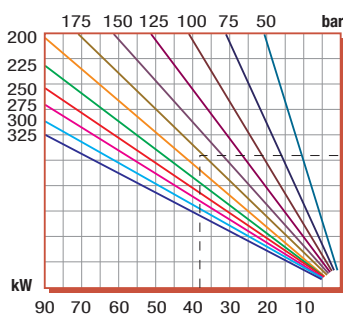
Pressione d'aspirazione: Inlet pressure:	0.7 ÷ 1.5 bar (assoluti/absolute)
Campo viscosità lavoro: Operating viscosity range:	12 ÷ 100 cSt
Temperatura fluido °C (t): Fluid temperature °C (t):	-10° + 80° C

Pressione Lavoro Working Press. P2	Contaminazione / Contamination		Filtro / Filter βx = 75
	NAS 1638	ISO 4406	
≤ 200 bar	12	21/18	40 μm
≥ 200 bar	11	20/17	25 μm

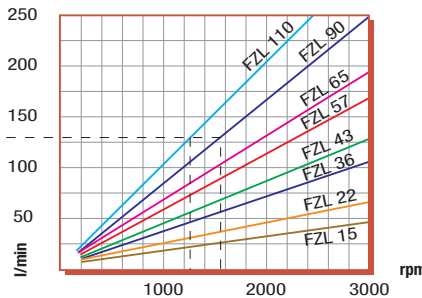
◀ **FILTRAZIONE CONSIGLIATA (ritorno o mandata)**
RECOMMENDED FILTERING (return or outlet)

TIPO / TYPE			FZL15	FZL22	FZL36	FZL43	FZL57	FZL65	FZL90	FZL110
	Vg	cm ³ /n cm ³ /rev.	15	22	36	43	57	65	84	105
Pressione massima continua Max continuous operating pressure	P1	bar	315	305	300	280	240	220	210	180
Pressione massima intermittente Max intermitt. operat. press. (max 30 s)	P2	bar	340	330	325	305	265	240	230	200
Pressione massima di picco Max peak pressure (≤ 0.1 s)	P3	bar	360	350	345	325	285	265	250	220
Velocità massima intermittente Max intermittent speed (P ≤ 20 bar)	n3	r.p.m.	4000	4000	3500	3500	3500	3500	3500	3000
Velocità massima continua Max continuous speed (≤ P1)	n1	r.p.m.	2500	2500	2200	2200	2000	1800	1500	1500
Velocità minima intermittente Min intermittent speed (≤ P2 x 0.5) (max 30 s)	n4	r.p.m.	450	450	350	350	300	300	300	300

POTENZA ASSORBITA / POWER INPUT



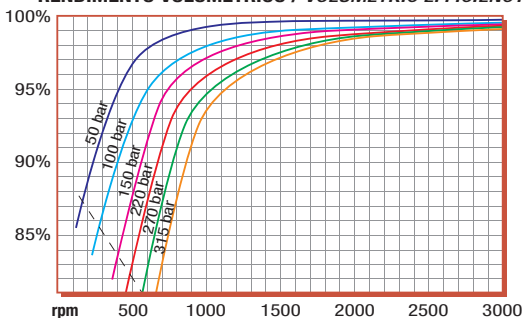
PORTATA / CAPACITY



RILIEVI ESEGUITI CON OLIO
ISO VG 46 A 50° C (ν=30 cSt)
THE ABOVE SPECIFICATIONS
REFER TO OIL TYPE ISO
VG 46 AT 50° C (ν=30 cSt)

DIAGRAMMI / DIAGRAMS

RENDIMENTO VOLUMETRICO / VOLUMETRIC EFFICIENCY



COPIA ASSORBITA / DRIVE TORQUE

